

JAND & ASSOCIATES

Chartered Accountants

Independent Auditor's Report

To the Members of
AIS GLASS SOLUTIONS LIMITED

Report on the audit of the Standalone Ind AS Financial Statements

Opinion

We have audited the Standalone Ind AS Financial Statements of AIS GLASS SOLUTIONS LIMITED ("the Company"), which comprise the Balance Sheet as at 31st March, 2024, the Statement of Profit and Loss, Statement of Changes in Equity and Statement of Cash Flows for the year then ended, and notes to the Financial Statements, including a summary of significant accounting policies and other explanatory information.

In our opinion and to the best of our information and according to the explanations given to us, the aforesaid Standalone Ind AS Financial Statements give the information required by the Act in the manner so required and give a true and fair view in conformity with the accounting principles generally accepted in India, of the state of affairs of the Company as at 31st March, 2024 and its loss, changes in Equity and its Cash Flows for the year ended on that date.


Basis for Opinion

We conducted our audit in accordance with the Standards on Auditing (SAs) specified under section 143(10) of the Companies Act, 2013. Our responsibilities under those Standards are further described in the Auditor's Responsibilities for the Audit of the Standalone Ind AS Financial Statements section of our report. We are independent of the Company in accordance with the Code of Ethics issued by The Institute of Chartered Accountants of India together with the ethical requirements that are relevant to our audit of the Standalone Ind AS Financial Statements under the provisions of the Companies Act, 2013 and the Rules there-under, and we have fulfilled our other ethical responsibilities in accordance with these requirements and the Code of Ethics. We believe that the audit evidence we have obtained is sufficient and appropriate to provide a basis for our opinion.

Key Audit Matters

Key audit matters are those matters that, in our professional judgement, were of most significance in our audit of the Standalone Ind AS Financial Statements of the current period. These matters were addressed in the context of our audit of the Standalone Ind AS Financial Statements as a whole, and in forming our opinion thereon, and we do not provide a separate opinion on these matters.

We have determined that the following matters to be the key audit matters to be communicated in our report:

Key Audit Matter	Principle Audit Procedure Performed
Deferred Tax Asset The company has created deferred tax assets of Rs. 4125.63 Lacs, utilization of these is based on the likelihood of future taxable income available. This involves judgement regarding the likelihood of realization of these assets in particular whether there will be sufficient taxable profits in future period that support the recognition of these assets.	We have reviewed the basis of creation of deferred tax assets as detailed in Note No. 1.1 (l) forming part of the financial statements. 

<p>In light of the judgement involved in considering these deferred tax assets as recoverable or otherwise, we consider this to be a key audit matter.</p>	
<p>Going Concern</p> <p>The company has incurred losses with a consequent erosion of its net worth. The company has disclosed the basis of going concern in Note No. 1.1(c). The Company has also prepared cash flow forecast for next twelve months which involves judgement and estimation. Considering the above, we have identified the assessment of going concern assumption as a key audit matter.</p>	<p>We have reviewed the basis on which the going concern concept has been complied with as detailed in Note No. 1.1(c) -forming part of the financial statements.</p>

Emphasis of Matter

The company's net worth is completely eroded. However, the financial statements have been prepared on going concern basis for the reasons stated in Note No. 1.1(c) of the notes to accounts forming part of the financial statements.

Our opinion is not modified in respect of this matter.

Management's Responsibility for the Standalone Ind AS Financial Statements

The Company's Board of Directors is responsible for the matters stated in Section 134 (5) of the Companies Act, 2013 ("the Act") with respect to the preparation of these Standalone Ind AS Financial Statements that give a true and fair view of the financial position, financial performance including Other Comprehensive Income, changes in Equity and Cash Flows of the Company in accordance with the accounting principles generally accepted in India, including the Indian Accounting Standards (Ind AS) prescribed under Section 133 of the Act. This responsibility also includes maintenance of adequate accounting records in accordance with the provisions of the Act for safeguarding of the assets of the Company and for preventing and detecting frauds and other irregularities; selection and application of appropriate accounting policies; making judgements and estimates that are reasonable and prudent; and design, implementation and maintenance of adequate internal financial controls, that were operating effectively for ensuring the accuracy and completeness of the accounting records, relevant to the preparation and presentation of the Standalone Ind AS Financial Statements that give a true and fair view and are free from material misstatement, whether due to fraud or error.

In preparing the Standalone Ind AS Financial Statements, management is responsible for assessing the Company's ability to continue as a going concern, disclosing, as applicable, matters related to going concern and using the going concern basis of accounting unless management either intends to liquidate the Company or to cease operations, or has no realistic alternative but to do so.

The Board of Directors are also responsible for overseeing the Company's financial reporting process.



Auditor's Responsibilities for the Audit of the Standalone Ind AS Financial Statements

Our objectives are to obtain reasonable assurance about whether the Standalone Ind AS Financial Statements as a whole are free from material misstatement, whether due to fraud or error, and to issue an auditor's report that includes our opinion. Reasonable assurance is a high level of assurance, but is not a guarantee that an audit conducted in accordance with SAs will always detect a material misstatement when it exists. Misstatements can arise from fraud or error and are considered material if, individually or in the aggregate, they could reasonably be expected to influence the economic decisions of users taken on the basis of these Standalone Ind AS Financial Statements.

As part of an audit in accordance with SAs, we exercise professional judgement and maintain professional skepticism throughout the audit. We also:

- Identify and assess the risks of material misstatement of the Standalone Ind AS Financial Statements, whether due to fraud or error, design and perform audit procedures responsive to those risks, and obtain audit evidence that is sufficient and appropriate to provide a basis for our opinion. The risk of not detecting a material misstatement resulting from fraud is higher than for one resulting from error, as fraud may involve collusion, forgery, intentional omissions, misrepresentations, or the override of internal control.
- Obtain an understanding of internal control relevant to the audit in order to design audit procedures that are appropriate in the circumstances. Under section 143(3)(i) of the Companies Act, 2013, we are also responsible for expressing our opinion on whether the Company has adequate internal financial controls system in place and the operating effectiveness of such controls.
- Evaluate the appropriateness of accounting policies used and reasonableness of accounting estimates and related disclosures made by management.
- Conclude on the appropriateness of management's use of the going concern basis of accounting and, based on the audit evidence obtained, whether a material uncertainty exists related to events or conditions that may cast significant doubt on the Company's ability to continue as a going concern. If we conclude that a material uncertainty exists, we are required to draw attention in our auditor's report to the related disclosures in the Standalone Ind AS Financial Statements or, if such disclosures are inadequate, to modify our opinion. Our conclusions are based on the audit evidence obtained upto the date of our auditor's report. However, future events or conditions may cause the Company to cease to continue as a going concern.
- Evaluate the overall presentation, structure and content of the Standalone Ind AS Financial Statements, including the disclosures and whether the Standalone Ind AS Financial Statements represent the underlying transactions and events in a manner that achieves fair presentation.

We communicate with those charged with governance regarding, among other matters, the planned scope and timing of the audit and significant audit findings, including any significant deficiencies in internal control that we identify during our audit.

We also provide those charged with governance with a statement that we have complied with relevant ethical requirements regarding independence, and to communicate with them all relationships and other matters that may reasonably be thought to bear on our independence, and where applicable, related safeguards.



From the matters communicated with those charged with governance, we determine those matters that were of most significance in the audit of the Standalone Ind AS Financial Statements of the current period and are therefore the key audit matters. We describe these matters in our auditor's report unless law or regulation precludes public disclosure about the matter or when, in extremely rare circumstances, we determine that a matter should not be communicated in our report because the adverse consequences of doing so would reasonably be expected to outway the public interest benefits of such communication.

Report on Other Legal and Regulatory Requirements

1. As required by the Companies (Auditor's Report) Order, 2020 ("the Order") issued by the Central Government of India in terms of sub-section (11) of section 143 of the Companies Act, 2013, we give in the "Annexure-A", a statement on the matters specified in paragraphs 3 and 4 of the Order to the extent applicable.
2. As required by Section 143 (3) of the Act, we report that:
 - a) We have sought and obtained all the information and explanations which to the best of our knowledge and belief were necessary for the purposes of our audit.
 - b) In our opinion, proper books of account as required by law have been kept by the Company so far as it appears from our examination of those books.
 - c) The Balance Sheet, the Statement of Profit and Loss including Other Comprehensive Income and the Cash Flow Statement dealt with by this Report are in agreement with the books of account.
 - d) In our opinion, the aforesaid Standalone Ind AS Financial Statements comply with the Indian Accounting Standards specified under Section 133 of the Act read with Rule 7 of the Companies (Accounts) Rules, 2014.
 - e) (i) The management has represented that to the best of its knowledge and belief, other than as disclosed in the Notes to the Accounts, no funds have been advanced or loaned or invested (either from borrowed funds or share premium or any other sources or kind of funds) by the Company to or in any other person(s) or entity(ies) including foreign entities ("intermediaries") with the understanding, whether recorded in writing or otherwise, that the intermediary shall, whether, directly or indirectly lend or invest in other persons or entities identified in any manner whatsoever by or on behalf of the Company ("Ultimate Beneficiaries) or provide any guarantee, security or the like on behalf of the Ultimate Beneficiaries.

(ii) The management has represented that to the best of its knowledge and belief, other than as disclosed in the Notes to the Accounts, no funds have been received by the Company from any person(s) or entity(ies) including foreign entities ("funding parties") with the understanding whether recorded in writing or otherwise, that the Company shall, whether directly or indirectly lend or invest in other persons or entities identified in any manner whatsoever by or on behalf of the funding party ("Ultimate Beneficiaries) or provide any guarantee, security or the like on behalf of the Ultimate Beneficiaries and

(iii) Based on such audit procedures that we have considered reasonable and appropriate in the circumstances. Nothing has come to our notice that has caused us to believe that the representations under sub-clause (i) and (ii) contain any material mis-statement.



- f) On the basis of the written representations received from the directors, as on 31st March, 2024 taken on record by the Board of Directors, none of the directors is disqualified as on 31st March, 2024, from being appointed as a director in terms of Section 164 (2) of the Act.
- g) No dividend has been declared or paid during the year by the Company.
- h) With respect to the adequacy of the internal financial controls over financial reporting of the Company and the operating effectiveness of such controls, refer to our separate Report in "Annexure B".
- i) With respect to the other matters to be included in the Auditor's Report in accordance with Rule 11 of the Companies (Audit and Auditors) Rules, 2014, in our opinion and to the best of our information and according to the explanations given to us:
- (i) The Company has disclosed the impact of pending litigations on its financial position in its Ind AS Financial Statements - refer Note No. 35 to Ind AS Financial Statements.
- (ii) The Company did not have any long-term contracts including derivative contracts for which there were any material foreseeable losses.
- (iii) There were no amounts which were required to be transferred to the Investor Education and Protection Fund by the Company.
- (iv) Based on our examination, which included test checks, the Company has used accounting software for maintaining its books of account for the financial year ended March 31, 2024 which has a feature of recording audit trail (edit log) facility and the same has operated throughout the year for all relevant transactions recorded in the software. Further, during the course of our audit, we did not come across any instance of the audit trail feature being tampered with.

For Jaad & Associates

Chartered Accountants

Pawan Jaad

Prop.

Membership No.080501

Firm Registration No 008280N

Place: New Delhi

Dated: 11/05/2024

UDIN: 24080501BKCMGP6515



Annexure A to the Independent Auditors' Report on the Ind AS Financial Statements of AIS GLASS SOLUTIONS Limited

(Referred to in paragraph 1 under Report on other Legal and Regulatory Requirements of our Report of even date)

- (i). a) A. The Company has maintained proper records showing full particulars, including quantitative details and situation of Property, Plant & Equipment.
- B. The Company has maintained proper records showing full particulars of Intangible Assets.
- b) The Company has a regular program of physical verification of its Property, Plant & Equipment through which all Property, Plant & Equipment are verified in a phased manner over a reasonable period of three years. As informed to us, no material discrepancies were noticed on such verification during the year.
- c) The company holds no immovable property (other than properties where the Company is the lessee and the lease agreements are duly executed in favour of the lessee and these are in the name of the Company).
- d) The Company has not revalued its Property, Plant & Equipment (including Right of Use assets) and intangible assets during the year.
- e) As per information and explanations given to us, no proceedings have been initiated or are pending against the Company for holding any benami property under the Benami Transactions (Prohibition) Act, 1988 (45 of 1988) and rules made thereunder.
- (ii).
- a) The inventories except goods in transit have been physically verified by the management at reasonable intervals during the year, and in our opinion the coverage and procedure of such verification by the management is appropriate. No discrepancies of 10% or more in the aggregate in each class of inventory were noticed during physical verification as per information and explanations given to us.
- b) As per information and explanations given to us, the company has not obtained working capital limit in excess of Rs. 5 crore in aggregate. Accordingly, this clause is not applicable to the company.
- (iii). According to the information and explanations given to us and the records of the Company examined by us, the Company has not made investments in and granted unsecured and secured loans and advances in the nature of loans, to companies, to firms, Limited Liability Partnership or any other parties during the year
- a) According to the information and explanations given to us and the records of the Company examined by us, the Company has not provided loans or provided advances in the nature of loans, or stood guarantee or provided security to any other entity during the year.
- b) According to the information and explanations given to us and the records of the Company examined by us, the company has not made any investments which are prejudicial to the company's interest. As per information and explanations given to us the company has not given any guarantees, provided any loans and advances in the nature of loans.
- c) According to the information and explanations given to us and the records of the Company examined by us, the company has not granted any loans and advances in the nature of loans. Therefore, Clause d), e) and f) are not applicable to the company.



(iv). In our opinion and according to the information and explanations given to us, the company has not made any investments, guarantees and security which may attract provisions of Section 185 and 186 of the Companies Act, 2013.

(v). As per information and explanations given to us and the records of the Company examined by us, the Company has neither accepted any deposits nor there are any amounts which are deemed to be deposits. As per information and explanations given to us, no order has been passed by Company Law Board or National Company Law Tribunal or Reserve Bank of India or any court or other tribunal.

(vi). We have broadly reviewed the records maintained by the Company pursuant to the Rules prescribed by the Central Government for maintenance of cost records under Sub Section (1) of Section 148 of the Companies Act and are of the opinion that prima facie the prescribed accounts and records have been made and maintained. However, we have not many any detailed examination of such records as we are not required to do so.

(vii).

a) According to the information and explanations given to us and the records of the Company examined by us, the Company has been generally regular in depositing undisputed statutory dues, including Goods and Services Tax, Provident Fund, Employees' State Insurance, Income Tax, Sales Tax, Service Tax, Duty of Customs Tax, Duty of Excise, Value added Tax, Cess and other statutory dues with the appropriate authorities during the year. We are informed that there are no undisputed statutory dues as at the year end, outstanding for a period of more than six months from the date they become payable.

b) There are no statutory dues referred to in sub clause (a) which have not been deposited on account of any dispute other than those mentioned below: -

Nature Of dues	Amount (' Lakhs)	Period to which amount relates	Forum where the dispute is pending
Sales Tax	3.13	FY 2017-18	Joint commissioner (Appeals)

(viii). According to the records of the Company examined by us and on the basis of information and explanations given to us, the Company has not surrendered or disclosed any transaction, as income during the year.

(ix).

a) According to the information and explanations given to us and the records of the Company examined by us, the Company has not defaulted in repayment of loans or other borrowings or in the payment of interest thereon to any lender.

b) According to the information and explanations given to us and the records of the Company examined by us, the Company is not declared as a wilful defaulter by any bank or financial institution or other lender.

c) According to the information and explanations given to us and the records of the Company examined by us, term loans have been applied for the purpose for which they were obtained.



- d) According to the information and explanations given to us and the records of the Company examined by us, no funds raised on short term basis have been utilized for long term purposes.
- e) According to the information and explanations given to us and the records of the Company examined by us, the Company has not taken any funds from any entity or person on account of or to meet the obligations of its subsidiaries, associates or joint ventures.
- f) According to the information and explanations given to us and the records of the Company examined by us, the Company has not raised loans during the year on the pledge of securities held in its subsidiaries, joint ventures or associate companies.

(x).

- a) According to the records of the Company examined by us, the Company has not raised any money by way of initial public offer or further public offer (including debt instruments) during the year.
- b) According to the records of the Company examined by us the Company has not made any preferential allotment or private placement of shares or convertible debentures (fully, partially or optionally convertible) during the year.

(xi).

- a) According to the information and explanations given to us and the records of the Company examined by us, no fraud by the Company and fraud on the Company has been noticed or reported during the year.
- b) No report under sub-section (12) of Section 143 of the Companies Act, 2013 has been filed in Form ADT-4 as prescribed under rule 13 of Companies (Audit and Auditors) Rules, 2014 with the Central Government.
- c) The Company has neither informed us nor we have come across any whistle-blower complaints received during the year by the Company.

(xii). In our opinion and according to the information and explanations given to us, the Company is not a Nidhi Company. Therefore, the provisions of clause (xii)(a), (b) and (c) of the Order are not applicable to the Company.

(xiii). In our opinion and according to the information and explanations given to us all transactions with the related parties are in compliance with Sections 177 and 188 of the Companies Act, 2013, where applicable. The details of such related party transactions have been disclosed in the Financial Statements as required by the applicable accounting standards.

(xiv). The provisions of internal audit are not applicable to the Company.

(xv). According to the information and explanations given to us, the Company has not entered into any non-cash transactions with directors or persons connected with them and hence provisions of clause 3(xv) of the Order are not applicable to the Company.

(xvi).

- a) In our opinion and according to the information and explanations given to us, the Company is not required to be registered under Section 45-IA of the Reserve Bank of India Act, 1934 (2 of 1934).



- b) In our opinion and according to the information and explanations given to us and based on our examination of the records of the Company, the Company has not conducted any Non-Banking Financial or Housing Finance activities during the year and the Company is not required to obtain Certificate of Registration from the Reserve Bank of India as per Reserve Bank of India Act, 1934.
- c) In our opinion and according to the information and explanations given to us and based on our examination of the records of the Company, the Company is not a Core Investment Company (CIC) as defined in the regulations made by the Reserve Bank of India therefore, the provisions of clause 3(xvi) (c) and (d) of the Order are not applicable to the Company.
- (xvii). According to the records of the Company examined by us, the Company has incurred cash losses for INR (1336.53 Lacs) () lakhs in the financial year and INR (1848.85 Lacs) in the immediately preceding financial year.
- (xviii). There has been no resignation of statutory auditors during the year.
- (xix). In our opinion and according to the information and explanations given to us and based on our examination of the records of the Company and on the basis of financial ratios, ageing and expected date of realization of financial assets and payment of financial liabilities, other information accompanying the Financial Statements, our knowledge of the Board of Directors and management plans, no material uncertainty exists as on the date of audit report that Company is capable of meeting its liabilities existing at the date of balance sheet as and when they fall due within a period of one year from the balance sheet date.
- (xx). In our opinion and to the information and explanation given to us, provisions of CSR are not applicable to the company. Therefore, Clause a) and b) are not applicable to the company.

For Jand & Associates
Chartered Accountants

Pawan Jand
Prop.
Membership No.080501
Firm Registration No 008280N
Place: New Delhi
Dated: 11/05/2024
UDIN: 24080501BKCMGP6515



Annexure B to the Independent Auditor's Report of even date on the Standalone Financial Statements of AIS Glass Solutions Limited

Report on the Internal Financial Controls under Clause (i) of Sub-Section 3 of Section 143 of the Companies Act, 2013 ("the Act")

We have audited the internal financial controls over financial reporting of AIS Glass Solution Limited ("the Company") as of 31st March, 2024 in conjunction with our audit of the Standalone Ind AS Financial Statements of the Company for the year ended on that date.

Management's Responsibility for Internal Financial Controls

The Company's management is responsible for establishing and maintaining internal financial controls based on the internal control over financial reporting criteria established by the Company considering the essential components of internal control stated in the Guidance Note on Audit of Internal Financial Controls over Financial Reporting issued by the Institute of Chartered Accountants of India ("the ICAI"). These responsibilities include the design, implementation and maintenance of adequate internal financial controls that were operating effectively for ensuring the orderly and efficient conduct of its business, including adherence to Company's policies, the safeguarding of its assets, the prevention and detection of frauds and errors, the accuracy and completeness of the accounting records, and the timely preparation of reliable financial information, as required under the Companies Act, 2013.

Auditor's Responsibility

Our responsibility is to express an opinion on the Company's internal financial controls over financial reporting based on our audit. We conducted our audit in accordance with the Guidance Note on Audit of Internal Financial Controls over Financial Reporting (the "Guidance Note") issued by the Institute of Chartered Accountants of India and the standards on auditing, issued by ICAI and deemed to be prescribed under Section 143(10) of the Companies Act, 2013, to the extent applicable to an audit of internal financial controls, both applicable to an audit of internal financial controls both issued by the Institute of Chartered Accountants of India. Those standards and the Guidance Note require that we comply with ethical requirements and plan and perform the audit to obtain reasonable assurance about whether adequate internal financial controls over financial reporting was established and maintained and if such controls operated effectively in all material respects.

Our audit involves performing procedures to obtain audit evidence about the adequacy of the internal financial controls system over financial reporting and their operating effectiveness. Our audit of internal financial controls over financial reporting included obtaining an understanding of internal financial controls over financial reporting, assessing the risk that a material weakness exists, and testing and evaluating the design and operating effectiveness of internal control based on the assessed risk. The procedures selected depend on the auditor's judgement, including the assessment of the risks of material misstatement of the Financial Statements, whether due to fraud or error.

We believe that the audit evidence we have obtained is sufficient and appropriate to provide a basis for our audit opinion on the Company's internal financial controls system over financial reporting.

Meaning of Internal Financial Controls over Financial Reporting

A Company's internal financial control over financial reporting is a process designed to provide reasonable assurance regarding the reliability of financial reporting and the preparation of Financial Statements for external purposes in accordance with Generally Accepted Accounting Principles. A Company's internal financial control over financial reporting includes those policies and procedures that (1) pertain to the maintenance of records that, in reasonable detail, accurately and fairly reflect the transactions and dispositions of the assets of the Company; (2) provide reasonable assurance that transactions are recorded as necessary to permit preparation of Financial Statements in accordance with



generally accepted accounting principles, and that receipts and expenditures of the Company are being made only in accordance with authorizations of management and directors of the Company; and (3) provide reasonable assurance regarding prevention or timely detection of unauthorized acquisition, use, or disposition of the Company's assets that could have a material effect on the Financial Statements.

Inherent Limitations of Internal Financial Controls over Financial Reporting

Because of the inherent limitations of internal financial controls over financial reporting, including the possibility of collusion or improper management override of controls, material misstatements due to error or fraud may occur and not be detected. Also, projections of any evaluation of the internal financial controls over financial reporting to future periods are subject to the risk that the internal financial control over financial reporting may become inadequate because of changes in conditions, or that the degree of compliance with the policies or procedures may deteriorate.

Opinion

In our opinion, to the best of our information and according to the explanations given to us, the Company has in all material respects, an adequate internal financial controls system over financial reporting and such internal financial controls over financial reporting were operating effectively as at 31st March, 2024, based on the internal control over financial reporting criteria established by the Company considering the essential components of internal control stated in the Guidance Note on Audit of Internal Financial Controls over Financial Reporting issued by the Institute of Chartered Accountants of India.

For Jand & Associates
Chartered Accountants


Pawan Jand
Prop.
Membership No.080501
Firm Registration No 008280N
Place: New Delhi
Dated: 11/05/2024
UDIN: 24080501BKCMGP6515



AIS GLASS SOLUTIONS LIMITED
BALANCE SHEET AS AT 31 MARCH 2024

(Rs.in Lakhs)

Particulars	Note	As at 31 March 2024	As at 31 March 2023
ASSETS			
Non-current assets			
Property, Plant & Equipment	2a	7,989.40	5,010.83
Capital work-in-progress	3	1,030.96	772.89
Intangible assets	2b	24.95	20.35
Right of Use Asset	2c	2,254.43	715.33
Financial assets			
Trade receivables	4	260.60	260.60
Other financial assets	5	334.10	114.98
Deferred tax assets (net)	6	4,125.63	3,742.61
Total non-current assets		16,020.08	10,637.59
Current assets			
Inventories	7	2,835.20	2,195.73
Financial assets			
Trade receivables	8	1,664.43	1,686.30
Cash and cash equivalents	9	509.15	231.85
Current tax assets	10	43.83	31.11
Other current assets	11	1,121.86	645.79
Total current assets		6,174.47	4,790.78
TOTAL ASSETS		22,194.55	15,428.37
EQUITY AND LIABILITIES			
Equity			
Equity share capital	12	397.60	397.60
Other equity	13	(11,870.38)	(10,197.68)
Total equity		(11,472.78)	(9,800.08)
Liabilities			
Non-current liabilities			
Financial liabilities			
Borrowings	14	1,832.20	1,309.48
Lease Liabilities	16	2,275.91	782.65
Trade payables	15	12,614.66	10,850.37
Other financial liabilities	16	127.21	42.71
Provisions	17	131.56	109.35
Total non-current liabilities		16,981.55	13,094.56
Current liabilities			
Financial liabilities			
Borrowings	18	5,276.25	3,056.02
Lease Liabilities	20	212.47	81.37
Trade Payables	19		
(A) Total outstanding dues of micro enterprises and small enterprises		132.81	93.11
(B) Total outstanding dues of creditors other than micro enterprises and small enterprises		9,950.80	7,969.93
Other financial liabilities	20	220.52	185.84
Other current liabilities	21	872.05	733.29
Provisions	22	20.88	14.34
Total current liabilities		16,685.78	12,133.89
TOTAL EQUITY AND LIABILITIES		22,194.55	15,428.37
Significant accounting policies	1		

The accompanying notes form an integral part of the financial statements.

As per our report of even date
For Jand & Associates
Chartered Accountants
Firm Registration No. 008280N

Pawan Jand
Proprietor
Membership No.: 080501

Place : New Delhi
Date : May 11, 2024



Gopal Ganatra
Director
DIN: 05233949

For and on behalf of the Board

Vikram Khanna
Director
DIN:03634131

Santosh Kumar Gupta
Head-Finance & Accounts

AIS GLASS SOLUTIONS LIMITED
STATEMENT OF PROFIT AND LOSS FOR THE YEAR ENDED 31 MARCH 2024

(Rs.in Lakhs)

Particulars	Note	For the year ended 31 March 2024	For the year ended 31 March 2023
Income			
Revenue from operations	23	12,028.59	10,375.03
Other income	24	11.36	16.37
Total income		12,039.95	10,391.40
Expenses			
Cost of materials consumed	25	5,945.55	5,956.33
Changes in inventory of finished goods, work-in-progress, stock-in-trade and others	26	(190.89)	(113.91)
Employee benefits expenses	27	2,885.47	2,208.91
Finance costs	28	640.56	468.80
Depreciation and amortization expenses	29	716.06	458.71
Other expenses	30	4,099.67	3,744.12
Total expenses		14,096.41	12,722.95
Profit before tax		(2,056.46)	(2,331.54)
Profit before tax		(2,056.46)	(2,331.54)
Tax expense			
Current tax		-	-
Deferred tax		383.22	533.37
Total tax expense		383.22	533.37
Profit After Tax		(1,673.25)	(1,798.17)
Other comprehensive income			
Items that will not be reclassified to profit or loss (net of tax)			
- Net actuarial gains/(losses) on defined benefit plans		0.75	2.53
- Deferred Tax relating to items which is not reclassified to profit or loss		(0.19)	(0.66)
Other comprehensive income for the year, net of income tax		0.55	1.87
Total comprehensive income for the year		(1,672.69)	(1,796.30)
Earnings per equity share (Face value 10/- each)			
Basic & Diluted	34	(42.08)	(45.23)

Significant accounting policies

1

The accompanying notes form an integral part of the financial statements.

As per our report of even date
For Jand & Associates
Chartered Accountants
Firm Registration No. 008280N

Pawan Jand
Proprietor
Membership No.: 080501

Place : New Delhi
Date : May 11, 2024



Gopal Ganatra
Director
DIN: 05233949

For and on behalf of the Board

Vikram Khanna
Director
DIN:03634131

Santosh Kumar Gupta
Head-Finance & Accounts

AIS GLASS SOLUTIONS LIMITED
CASH FLOW STATEMENT FOR THE YEAR ENDED MARCH 31, 2024

(Rs. in Lakhs.)			
Particulars	For the year ended March 31, 2024	For the year ended March 31, 2023	
I. CASH FLOW FROM OPERATING ACTIVITIES			
Profit before tax as per Profit & loss Statement	(2,056.46)	(2,331.54)	
Adjustments for Non-Operating & Non- Cash Items:			
Interest Expenses	640.56	468.80	
Interest income	(3.39)	(2.03)	
Foreing exchange gain/loss	(5.82)	(10.27)	
Depreciation	716.06	458.71	
Loss on sale of Fixed Assets	0.68	0.73	
Net actuarial gains/(losses) on defined benefit plans	0.75	2.53	
Provision for Bad & Doubtful Debts	3.20	23.25	
Operating profit/(loss) before working capital changes	(704.43)	(1,389.84)	
Adjustments for changes in assets & liabilities:			
Changes in Trade receivables, Inventories & Other Assets	(1,328.71)	(776.78)	
Changes in Trade payables & Other liabilities	4,239.30	3,512.64	
Cash generated from operations before extraordinary items	2,206.15	1,346.03	
Cash flow from operations before taxes	2,206.15	1,346.03	
Tax paid during the year & tax adjustments related to earlier year	-	-	
Net Cash flow From Operating Activities	2,206.15	1,346.03	
II. CASH FLOW FROM INVESTING ACTIVITIES			
Additions to Fixed Assets & Capital work in Progress			
Addition in Fixed Assets	(3,482.42)	(219.84)	
Deletion in Fixed Assets	-	-	
Deletion /(Addition) in Capital Work in Progress	(258.07)	(717.15)	
Sale of Fixed Assets	5.88	7.87	
Addition / Received from Fixed Deposit on maturity	4.46	-	
Interest received during the year	3.39	2.03	
Net Cash Used In Investing Activities	(3,726.75)	(927.09)	
III. CASH FLOW FROM FINANCING ACTIVITIES			
Loan taken from AIS Adhesive Ltd	350.00	(300.00)	
Loan Paid to Jai Suspension System LLP	-	-	
Loan Taken from Bajaj Finserve Ltd	997.50	1,495.00	
Cash Credit Limit Taken from RBL Bank	-	(133.91)	
Loan Paid from RBL Bank	(18.67)	(18.67)	
Loan Taken From Asahi India Glass Limited	2,400.00	-	
Loan Taken From AIS Distribution Services Limited	(500.00)	(500.00)	
Repayment of Loan Bajaj Finserve Ltd	(487.31)	(284.20)	
Repayment of Loan from Kotak Mahindra Prime Ltd	-	-	
Repayment of Lease Liabilities	(303.07)	(66.04)	
Interest paid	(640.56)	(468.80)	
Net Cash Used In Financing Activities	1,797.89	(276.61)	
IV. Net Increase/ (Decrease) in cash & cash equivalents (I+II+III)	277.29	142.33	
V. Cash & Cash equivalents at the beginning of the accounting period	231.86	89.52	
VI. Cash & Cash equivalents at the end of the accounting period (IV+V)	509.15	231.86	

Note: Addition to Fixed Assets is after adjustment of Right to use and lease liability on leases completed/terminated during the year.

As per the report of even date
For Jand & Associates
Chartered Accountants
Firm Registration No. 008280N

Pawan Jand
Proprietor
Membership No.: 080504

Place : New Delhi
Date : May 11, 2024



For and on behalf of the Board

Gopal Ganatra
Gopal Ganatra
Director
DIN: 05233949

Vikram Khanna
Vikram Khanna
Director
DIN: 03634131

Santosh Kumar Gupta
Santosh Kumar Gupta
Head- Finance & Accounts

AIS GLASS SOLUTIONS LIMITED
STATEMENT OF CHANGES IN EQUITY

(A) Equity share capital

As At 31 March 2024

Particulars	('Rs.in Lakhs)				
	Balance as at 1 April 2023	Changes in Equity Share Capital due to prior period errors	Restated balance at the beginning of the current reporting period	Changes in equity share capital during the current year	Balance as at 31 March 2024
Equity share capital	397.60	-	-	-	397.60

As At 31 March 2023

Particulars	('Rs.in Lakhs)				
	Balance as at 1 April 2022	Changes in Equity Share Capital due to prior period errors	Restated balance at the beginning of the current reporting period	Changes in equity share capital during the current year	Balance as at 31 March 2023
Equity share capital	397.60	-	-	-	397.60

(B) Other equity

As At 31 March 2024

Particulars	Share application money pending allotment	Equity component of compound financial	Reserves & surplus				Debt instruments through Other Comprehensive Income	Equity Instruments through Other Comprehensive Income	Effective portion of Cash Flow Hedges	Revaluation Surplus	Exchange differences on translating the financial	Other items of Other Comprehensive Income	Money received against share warrants	Total
			Capital reserve	Securities Premium	General reserve	Retained earnings								
Balance as at 1 April 2023	-	-	21.71	-	(22.56)	(10,198.71)	-	-	-	-	-	1.87	-	(10,197.68)
Changes in Accounting policy or prior period errors	-	-	-	-	-	-	-	-	-	-	-	-	-	-
Restated Balance as at 1 April 2021	-	-	21.71	-	(22.56)	(10,198.71)	-	-	-	-	-	1.87	-	(10,197.68)
Profit for the year	-	-	-	-	-	(1,673.25)	-	-	-	-	-	-	-	(1,673.25)
Other comprehensive income (Net of Taxes)	-	-	-	-	-	-	-	-	-	-	-	0.55	-	0.55
Total comprehensive income for the year	-	-	-	-	-	(1,673.25)	-	-	-	-	-	0.55	-	(1,672.69)
Ind AS Adjustment	-	-	-	-	-	-	-	-	-	-	-	-	-	-
Dividend Paid	-	-	-	-	-	-	-	-	-	-	-	-	-	-
Balance as at 31 March 2024	-	-	21.71	-	(22.56)	(11,871.95)	-	-	-	-	-	2.43	-	(11,870.38)

As At 31 March 2023

Particulars	Share application money pending allotment	Equity component of compound financial instruments	Reserves & surplus				Debt instruments through Other Comprehensive Income	Equity Instruments through Other Comprehensive Income	Effective portion of Cash Flow Hedges	Revaluation Surplus	Exchange differences on translating the financial statements of a	Other items of Other Comprehensive Income	Money received against share warrants	Total
			Capital reserve	Securities Premium	General reserve	Retained earnings								
Balance as at 1 April 2023	-	-	21.71	-	(22.56)	(8,400.54)	-	-	-	-	-	-	-	(8,401.39)
Changes in Accounting policy or prior period errors	-	-	-	-	-	-	-	-	-	-	-	-	-	-
Restated Balance as at 1 April 2023	-	-	21.71	-	(22.56)	(8,400.54)	-	-	-	-	-	-	-	(8,401.39)
Profit for the year	-	-	-	-	-	(1,798.17)	-	-	-	-	-	-	-	(1,798.17)
Other comprehensive income (Net of Taxes)	-	-	-	-	-	-	-	-	-	-	-	1.87	-	1.87
Total comprehensive income for the year	-	-	-	-	(22.56)	(1,798.17)	-	-	-	-	-	1.87	-	(1,796.30)
Ind AS Adjustment	-	-	-	-	-	-	-	-	-	-	-	-	-	-
Dividend Paid	-	-	-	-	-	-	-	-	-	-	-	-	-	-
Balance as at 31 March 2023	-	-	21.71	-	(22.56)	(10,198.71)	-	-	-	-	-	1.87	-	(10,197.68)

As per our report of even date
For Jand & Associates
Chartered Accountants
Firm Registration No. 008280N

Pawan Jand
Proprietor
Membership No.: 080501

Place : New Delhi
Date : May 11, 2024


Gopal Ghatra
Director
DIN: 05233949

For and on behalf of the Board

Vikram Khanna
Director
DIN: 03634131

Anish Kumar Gupta
Head Finance & Accounts

2a Property, plant & equipment

As at 31 March 2024

(Rs.in Lakhs)

Particulars	Gross block			Depreciation/amortisation and impairment				Net block		
	As at	Additions	Deductions/ adjustments	As at	As at	For	Deductions/ adjustments	Upto	As at	As at
	1 April 2023			31 March 2024	1 April 2023	the year		31 March 2024	31 March 2024	31 March 2023
Land Leasehold	1,754.75	-	-	1,754.75	135.79	19.40	-	155.18	1,599.56	1,618.96
Buildings	2,531.61	425.96	-	2,957.57	782.37	138.94	-	921.31	2,036.26	1,749.24
Plant and equipment	2,022.65	2,790.37	-	4,813.02	806.19	225.10	-	1,031.29	3,781.73	1,216.46
Electrical installations and	391.38	85.33	-	476.70	145.75	29.38	-	175.13	301.57	245.63
Furniture and fixtures	70.62	15.39	-	86.01	31.69	7.94	-	39.63	46.38	38.93
Office equipment	112.73	43.48	0.72	155.49	76.51	17.88	0.26	94.13	61.36	36.22
Data processing equipments	193.36	70.83	-	264.19	117.96	41.21	-	159.17	105.02	75.40
Vehicles	50.84	39.44	7.10	83.18	20.85	5.82	1.01	25.67	57.51	29.99
Total	7,127.93	3,470.79	7.82	10,590.90	2,117.10	485.66	1.26	2,601.50	7,989.40	5,010.83

Interest Capitalised Rs. 49.31 in Building, Plant and Equipments and Electrical Installations and Fittings.(Previous Year Rs. 26.06)

2b Intangible assets

As at 31 March 2024

(Rs.in Lakhs)

Particulars	Gross block			Depreciation/amortisation and impairment				Net Block		
	As at	Additions	Deductions/ adjustments	As at	As at	For	Deductions/ adjustments	Upto	As at	As at
	1 April 2023			31 March 2024	1 April 2023	the year		31 March 2024	31 March 2024	31 March 2023
Software	46.14	11.63	-	57.76	33.34	6.41	-	39.75	18.01	12.79
Trademark	0.23	-	-	0.23	0.18	0.02	-	0.20	0.03	0.05
License fees	10.90	-	-	10.90	3.39	0.60	-	3.99	6.91	7.51
Total	57.26	11.63	-	68.89	36.91	7.03	-	43.94	24.95	20.35

2c Right of Use Asset

As at 31 March 2024

(Rs.in Lakhs)

Particulars	Gross block			Depreciation/amortisation and impairment				Net Block		
	As at	Additions	Deductions/ adjustments	As at	As at	For	Deductions/ adjustments	Upto	As at	As at
	1 April 2023			31 March 2024	1 April 2023	the year		31 March 2024	31 March 2024	31 March 2023
Leasehold Land & Building	1,002.07	1,762.46	-	2,764.53	286.74	223.36	-	510.10	2,254.43	715.33
Total	1,002.07	1,762.46	-	2,764.53	286.74	223.36	-	510.10	2,254.43	715.33

3 Capital work-in-progress

(Rs.in Lakhs)

Particulars	As at	
	31 March 2024	31 March 2023
Building Under Construction	-	176.78
Plant & Equipment Under Erection	1,002.37	455.01
Electrical installation under erection	-	8.89
Project Expenditure Pending Allocation	27.76	130.19
Others	0.83	2.02
Total	1,030.96	772.89

(a) Capital work-in-progress ageing schedule for the year ended March 31, 2024 :

CWIP	Amount in CWIP for a period of				Total
	Less than 1 year	1-2 years	2-3 years	More than 3 years	
Projects in progress	1,030.96	-	-	-	1,030.96
Projects temporarily suspended	-	-	-	-	-

(a) Capital work-in-progress ageing schedule for the year ended March 31, 2023 is as follows:

(Rs.in Lakhs)

CWIP	Amount in CWIP for a period of				Total
	Less than 1 year	1-2 years	2-3 years	More than 3 years	
Projects in progress	717.16	55.74	-	-	772.89
Projects temporarily suspended	-	-	-	-	-

4 Trade Receivables - Non-current

(Rs.in Lakhs)

Particulars	As at	
	31 March 2024	31 March 2023
(a) Trade Receivables considered good-Uncured	260.60	260.60
(b) Trade Receivables which have significant increase in Credit Risk	-	-
(c) Trade Receivables-credit impaired	-	-
Allowance for Trade Receivables- credit impaired	260.60	260.60
Total*	260.60	260.60

* No Interest is charged on Trade Receivables

Trade receivables ageing schedule for the year ended March 31, 2024 :

As at 31st March, 2024	Outstanding for following periods from due date of payment					Total
	Less than 6 months	6 months- 1 year	1-2 years	2-3 years	More than 3 years	
(i) Undisputed Trade receivables- considered good					260.60	260.60
(ii) Undisputed Trade Receivables- Which have significant uncrease in credit risk						
(iii) Undisputed Trade Receivables – credit impaired						
(iv) Disputed Trade Receivables considered good						
(v) Disputed Trade Receivables- Which have significant uncrease in credit risk						
(vi) Disputed Trade Receivables – credit impaired						
Total Debtors					260.60	260.60

Trade receivables ageing schedule for the year ended March 31, 2023:

(Rs.in Lakhs)

As at 31st March, 2023	Outstanding for following periods from due date of payment					Total
	Less than 6 months	6 months- 1 year	1-2 years	2-3 years	More than 3 years	
(i) Undisputed Trade receivables- considered good					260.60	260.60
(ii) Undisputed Trade Receivables- Which have significant uncrease in credit risk						
(iii) Undisputed Trade Receivables – credit impaired						
(iv) Disputed Trade Receivables considered good						
(v) Disputed Trade Receivables- Which have significant uncrease in credit risk						
(vi) Disputed Trade Receivables – credit impaired						
Total Debtors					260.60	260.60

5 Other financial assets - Non-current

Particulars	('Rs.in Lakhs)	
	As at 31 March 2024	As at 31 March 2023
Bank deposits with more than 12 months maturity*	31.77	34.34
Security Deposits		
a) Others	302.33	80.64
Total	334.10	114.98

* Pledged with Govt Authorities

** Include interest accrued Rs.9.38 Lakhs as on 31st Mar 2024. (Previous Year was amount of Rs.9.77 Lakhs)

6 Deferred tax assets (net)

Particulars	('Rs.in Lakhs)	
	As at 31 March 2024	As at 31 March 2023
Deferred tax assets		
Opening Balance		
Unabsorbed depreciation/ carried forward losses under tax laws	4,440.32	3,989.99
Expenses allowed for tax purpose on payment basis	683.41	255.46
Provision for doubtful debts & advances	16.32	16.32
MAT credit recoverable	39.22	39.22
Others	1.86	2.06
	5,181.13	4,303.05
Deferred tax liabilities		
Difference in book net value and tax net value of property, plant and equipment and intangible assets	470.25	374.45
Others	585.25	185.99
	1,055.50	560.44
Total	4,125.63	3,742.61

(a) Deferred tax assets and deferred tax liabilities have been offset as they relate to the same governing laws.

(b) **Movement in deferred tax balances**
As at 31 March 2024

Particulars	('Rs.in Lakhs)			
	Net balance as on 1 April 2023	Recognised in profit or loss	Recognised in OCI	Net balance as on 31 March 2024
Deferred tax assets				
Unabsorbed depreciation/ carried forward losses under tax laws	3,989.99	450.33	-	4,440.32
Expenses allowed for tax purpose on payment basis	255.46	427.95	-	683.41
Provision for doubtful debts & advances	16.32	-	-	16.32
MAT credit recoverable	39.22	-	-	39.22
Others	2.06	-	(0.19)	1.86
	4,303.05	878.28	(0.19)	5,181.13
Deferred tax liabilities				
Difference in book net value and tax net value of property, plant and equipment and intangible assets	374.45	95.80	-	470.25
Others	185.99	399.26	-	585.25
	560.44	495.06	-	1,055.50
Total	3,742.61	383.22	(0.19)	4,125.63

7 Inventories

Particulars	('Rs.in Lakhs)	
	As at 31 March 2024	As at 31 March 2023
Raw materials	1,628.48	1,312.79
Work-in-progress	463.10	291.29
Finished goods	200.47	190.62
Stores, spares & loose tools	528.95	396.07
Waste	14.20	4.96
Total	2,835.20	2,195.73

Inventories include material-in-transit

Raw materials	115.10	49.44
---------------	--------	-------

(a) The mode of valuation of inventory has been stated in Note No. 1.1(i)

(b) Inventories are valued at cost or net realisable value, whichever is lower except waste. Waste is valued at estimated realisable value.

(c) The cost of Inventories recognised as an expense during the period is Rs.5945.55 Lakhs (Previous year amount of Rs.5956.33 Lakhs)

8 Trade receivables

('Rs.in Lakhs)

Particulars	As at	As at
	31 March 2024	31 March 2023
(a) Trade Receivables considered good- Secured		
(a) Trade Receivables considered good-Unsecured	1,664.43	1,686.30
(b) Trade Receivables which have significant increase in Credit Risk	23.25	23.25
(c) Trade Receivables-credit impaired	-	-
	1,687.67	1,709.54
Allowance for Trade Receivables- credit impaired	(23.25)	(23.25)
Total *	1,664.43	1,686.30

* No Interest is charged on Trade Receivables

Trade receivables ageing schedule for the year ended March 31, 2024 :

('Rs.in Lakhs)

As at 31st March, 2024	Outstanding for following periods from due date of payment					Total
	Less than 6 months	6 months- 1 year	1-2 years	2-3 years	More than 3 years	
(i) Undisputed Trade receivables- considered good	1,233.00	147.76	8.77	1.79	30.19	1,421.51
(ii) Undisputed Trade Receivables- Which have significant increase in credit risk					26.45	26.45
(iii) Undisputed Trade Receivables – credit impaired						
(iv) Disputed Trade Receivables considered good		-	34.11	6.27	202.54	242.92
(v) Disputed Trade Receivables- Which have significant increase in credit risk						
(vi) Disputed Trade Receivables – credit impaired						
Gross Debtors	1,233.00	147.76	42.88	8.06	259.17	1,690.88
Less : Provision					26.45	26.45
Net Debtors	1,233.00	147.76	42.88	8.06	232.72	1,664.43

Trade receivables ageing schedule for the year ended March 31, 2023:

('Rs.in Lakhs)

As at 31st March, 2023	Outstanding for following periods from due date of payment					Total
	Less than 6 months	6 months- 1 year	1-2 years	2-3 years	More than 3 years	
(i) Undisputed Trade receivables- considered good	1,226.77	153.45	10.43	4.62	38.48	1,433.75
(ii) Undisputed Trade Receivables- Which have significant uncrease in credit risk					23.25	23.25
(iii) Undisputed Trade Receivables – credit impaired						
(iv) Disputed Trade Receivables considered good			6.16	20.26	226.13	252.55
(v) Disputed Trade Receivables- Which have significant increase in credit risk						-
(vi) Disputed Trade Receivables – credit impaired						-
Gross Debtors	1,226.77	153.45	16.60	24.87	287.85	1,709.54
Less : Provision					23.25	23.25
Net Debtors						1,686.30

9 Cash and cash equivalents

('Rs.in Lakhs)

Particulars	As at	As at
	31 March 2024	31 March 2023
Balances with banks		
Current accounts	502.61	200.20
Cheques & drafts in hand	3.53	30.01
Cash in hand	3.01	1.64
Total	509.15	231.85

10 Current tax Assets

('Rs.in Lakhs)

Particulars	As at	As at
	31 March 2024	31 March 2023
Advance Tax represented by TDS receivable	43.83	31.11
Total	43.83	31.11

11 Other current assets

('Rs.in Lakhs)

Particulars	As at	As at
	31 March 2024	31 March 2023
Advances		
Advances to Employees	1.42	3.12
Loan to Employees	2.81	3.67
Against supply of goods and services		
- From others		
- Considered Good	381.07	249.14
- Considered Doubtful	62.76	62.76
Less : Provision for Doubtful Advances	(62.76)	(62.76)
Advances with government authorities	653.14	253.44
Prepaid expenses	83.42	136.42
Total	1,121.86	645.79

12 Share capital

Particulars	As at	As at
	31 March 2024	31 March 2023
Authorised		
5000000 equity shares of par value * 10/- each (5000000 equity shares of par value * 10/- each as at 31 March 2024)	500.00	500.00
	500.00	500.00

A. Issued, subscribed and fully paid up

3976000 equity shares of par value ` 10/- each (3976000 equity shares of par value ` 10/- each as at 31 March 2024)

397.60

397.60

B. Reconciliation of number of equity shares outstanding at the beginning & at the end of the year

Particulars	As at March	As at March
	31, 2024	31, 2023
Number of shares outstanding at the beginning of the year	39,76,000	39,76,000
Add: Number of shares allotted during the year	-	-
Less: Number of shares bought back during the year	-	-
Number of shares outstanding at the end of the year	39,76,000	39,76,000

C. The company has only one class of Equity shares. Every shareholder is entitled to one vote per share.

D. Out of the above issued shares, 32,81,999 (Previous year 32,81,999) shares are held by Asahi India Glass Limited, the Holding company.

(a) Details of shareholders holding more than 5% shares in the Company:

Particulars	31 March 2024		31 March 2023	
	No. of shares	%age holding	No. of shares	%age holding
ASAHI INDIA GLASS LIMITED	32,81,999	82.55%	32,81,999	82.55%
MR. SANJAY LABROO	2,94,000	7.39%	2,94,000	7.39%

E. Shares held by promoters

S.No.	Promoter's Name	31st March 2024		31st March 2023		% Change During the year
		No. of Shares	% of total Shares	No. of Shares	% of total Shares	
1	Asahi India Glass Ltd.	32,81,999.00	82.55%	32,81,999.00	82.55%	-
2	Sanjay Labroo	2,94,000.00	7.39%	2,94,000.00	7.39%	-
3	Brij Mohan Labroo	82,000.00	2.06%	82,000.00	2.06%	-
	Total	3657999	92%	3657999	92%	

13 Other equity

Particulars	('Rs.in Lakhs)	
	As at 31 March 2024	As at 31 March 2023
Capital reserve	21.71	21.71
General reserve	(22.56)	(22.56)
Retained earnings	(11,862.15)	(10,188.91)
Other Comprehensive Income	(7.37)	(7.93)
Total	(11,870.38)	(10,197.68)
	('Rs.in Lakhs)	
	As at 31 March 2024	As at 31 March 2023
(a) Capital reserve		
Opening balance	21.71	21.71
Add: Capital Subsidy received for capital investment in the State of Uttarakhand		
Closing balance	21.71	21.71
(b) General reserve		
Opening balance	(22.56)	(22.56)
Closing balance	(22.56)	(22.56)
(c) Retained earnings		
Opening balance	(10,188.91)	(8,390.74)
Add / (Less): Net Profit / (Loss) after Tax transferred from statement of profit & loss	(1,673.25)	(1,798.17)
Add: Ind AS adjustments (adoption of Ind-AS 116)		
	(11,862.15)	(10,188.91)
(d) Items of other comprehensive income recognised directly in retained earnings:		
Opening balance	(7.93)	(9.80)
- Net actuarial gains/(losses) on defined benefit plans, net of tax	0.75	2.53
Less: Tax on OCI	(0.19)	(0.66)
Closing balance	(7.37)	(7.93)
Total (a+b+c+d)	(11,870.38)	(10,197.68)

14 Borrowings - Non-current

('Rs.in Lakhs)

Particulars	As at	As at
	31 March 2024	31 March 2023
From banks		
Secured		
Rupee Term Loans		10.89
From others		
Secured		
Rupee Term Loans*	1,832.20	1,298.59
Total	1,832.20	1,309.48

* Secured by creation of charge on immovable and movable fixed assets

15 Trade payables - Non-current

('Rs.in Lakhs)

Particulars	As at	As at
	31 March 2024	31 March 2023
Dues to others*	12,614.66	10,850.37
Total	12,614.66	10,850.37

* Dues to related party

Trade payables ageing schedule for the year ended March 31, 2024 :

As at 31st March, 2024	Outstanding for following periods from due date of payment				Total
	Less than 1 year	1-2 years	2-3 years	More than 3 years	
(i) MSME					
(ii) Others				12,614.66	12,614.66
(iii) Disputed dues- MSME					
(iv) Disputed dues- Others					
Total Trade payables				12,614.66	12,614.66

Trade payables ageing schedule for the year ended March 31, 2023 :

As at 31st March, 2023	Outstanding for following periods from due date of payment				Total
	Less than 1 year	1-2 years	2-3 years	More than 3 years	
(i) MSME					
(ii) Others				10,850.37	10,850.37
(iii) Disputed dues- MSME					
(iv) Disputed dues- Others					
Total Trade payables				10,850.37	10,850.37

16 Other financial liabilities - Non-current

('Rs.in Lakhs)

Particulars	As at	As at
	31 March 2024	31 March 2023
Deposit from customers	127.21	42.71
Lease Liabilities	2,275.91	782.65
Total	2,403.12	825.36

17 Provisions - Non-current

('Rs.in Lakhs)

Particulars	As at	As at
	31 March 2024	31 March 2023
Provision for employee benefit expenses		
Leave Encashment	36.25	29.27
Gratuity	95.31	80.08
Total	131.56	109.35



18 Borrowings -current

('Rs.in Lakhs)

Particulars	As at	As at
	31 March 2024	31 March 2023
Loans Repayable on demand		
Secured		
From Banks*	-	-
Unsecured		
From related parties	4800.00	2,550.00
From others	-	-
Current maturities of long term borrowings		
Secured		
Term loans		
From banks	10.89	18.67
From others	465.36	487.35
Total	5276.25	3056.02

*Secured by exclusive charge on all moveable fixed and current Assets

19 Trade payables - Current

('Rs.in Lakhs)

Particulars	As at	As at
	31 March 2024	31 March 2023
Dues to micro and small enterprises *	132.81	93.11
Dues to others**	9,950.80	7,969.93
Total	10,083.61	8,063.04

* Detailed disclosure with respect to micro and small enterprises as required by the Micro, Small and Medium Enterprises Development Act, 2006 (MSMED Act) is made in Note 38. Further total interest has been paid or payable to such entities during the year is Nil or previous year is Nil. Dues to MSME's have been determined by the company based on the information collected by them. These have been relied upon by the auditors

** Include related party balance of Rs.8697.59 Lakhs as at 31st March 2024. (Previous year Rs.Rs.7082.84 Lakhs)

Trade payables ageing schedule for the year ended March 31, 2024 :

As at 31st March, 2024	Outstanding for following periods from due date of payment				Total
	Less than 1 year	1-2 years	2-3 years	More than 3 years	
(i) MSME	132.81				132.81
(ii) Others	4,849.41	3,967.53	835.50	298.36	9,950.80
(iii) Disputed dues- MSME					
(iv) Disputed dues- Others					
Total Trade payables	4,982.22	3,967.53	835.50	298.36	10,083.61

Trade payables ageing schedule for the year ended March 31, 2023 :

As at 31st March, 2023	Outstanding for following periods from due date of payment				Total
	Less than 1 year	1-2 years	2-3 years	More than 3 years	
(i) MSME	93.11				93.11
(ii) Others	4,883.79	2,567.11	172.24	347.10	7,970.23
(iii) Disputed dues- MSME					
(iv) Disputed dues- Others					
Total Trade payables	4,976.90	2,567.11	172.24	347.10	8,063.34

20 Other current financial liabilities

('Rs.in Lakhs)

Particulars	As at	As at
	31 March 2024	31 March 2023
Interest accrued but not due on borrowings	20.35	16.94
Creditors for Capital Goods	2.70	22.89
Deposits from customers/Vendors	-	0.50
Accrued salaries and benefits	197.47	145.51
Lease Liabilities	212.47	81.37
Total	432.99	267.21

21 Other current liabilities

('Rs.in Lakhs)

Particulars	As at 31 March 2024	As at 31 March 2023
Other payables		
Withholding Taxes	43.97	32.82
Statutory dues	158.58	137.50
Advances from customers	669.50	562.97
Total	872.05	733.29

22 Current provisions

('Rs.in Lakhs)

Particulars	As at 31 March 2024	As at 31 March 2023
Provision for employee benefits:		
-Leave encashment	2.58	2.13
- Gratuity	5.23	4.51
Provision Others	13.08	7.69
Total	20.88	14.34

23 Revenue from operations

('Rs.in Lakhs)

Particulars	For the year ended 31 March 2024	For the year ended 31 March 2023
Sale of products		
Sale of products	12,449.09	11,017.70
Less: Inter division transfer	(909.39)	(984.52)
	11,539.70	10,033.18
Other operating revenue		
Others	488.89	341.85
	488.89	341.85
Total	12,028.59	10,375.03

24 Other income

('Rs.in Lakhs)

Particulars	For the year ended 31 March 2024	For the year ended 31 March 2023
Interest income	3.39	2.03
Other non operating revenue		
Others	2.15	4.07
Net Gain on foreign currency transactions & translation	5.82	10.27
Total	11.36	16.37

25 Cost of materials consumed

('Rs.in Lakhs)

Particulars	For the year ended 31 March 2024	For the year ended 31 March 2023
Cost of Materials Consumed		
Raw Material Consumed	5,945.55	5,956.33
Total	5,945.55	5,956.33

('Rs.in Lakhs)

Particulars	For the year ended	For the year ended
	31 March 2024	31 March 2023
Inventory of materials at the beginning of the year		
Finished goods	190.62	107.24
Work-in-progress	291.29	264.07
Others - Waste	4.96	1.65
	<u>486.87</u>	<u>372.96</u>
Inventory of materials at the end of the year		
Finished goods	200.47	190.62
Work-in-progress	463.10	291.29
Others - Waste	14.20	4.96
	<u>677.76</u>	<u>486.87</u>
Total	<u>(190.89)</u>	<u>(113.91)</u>

27 Employee benefits expenses

('Rs.in Lakhs)

Particulars	For the year ended	For the year ended
	31 March 2024	31 March 2023
Salaries, wages, allowances and bonus	2,582.84	1,953.71
Contribution to provident and other funds	129.21	101.02
Staff welfare expenses	173.42	154.18
Total	<u>2,885.47</u>	<u>2,208.91</u>

28 Finance cost

('Rs.in Lakhs)

Particulars	For the year ended	For the year ended
	31 March 2024	31 March 2023
Interest Cost Others	475.59	376.90
Interest Expense on Lease	164.97	91.90
Total	<u>640.56</u>	<u>468.80</u>

29 Depreciation and Amortisation Expenses

('Rs.in Lakhs)

Particulars	For the year ended	For the year ended
	31 March 2024	31 March 2023
Depreciation	485.66	340.13
Amortisation of Intangible Assets	7.03	6.05
Depreciation of Right to Use Assets	223.36	112.53
	<u>716.06</u>	<u>458.71</u>




Particulars	For the year	For the year
	ended 31 March 2024	ended 31 March 2023
Consumption of stores and spares	719.01	696.51
Power, fuel, water & utilities	459.03	358.26
Job Work Charges	384.90	381.03
Rent	6.11	7.13
Rates and taxes	17.10	3.15
Insurance	23.66	22.22
Payment to the Auditors		
As Auditor	15.75	10.50
For Taxation Matters	1.75	1.75
For Certification	1.50	2.25
Legal & Professional Expenses	75.27	12.86
Telephone & Communication	9.44	7.85
Sales & Marketing	133.61	143.80
Recruitment & Training Expenses	14.42	5.62
Packing Charges	116.69	113.26
Forwarding Charges	669.81	590.93
Bank Charges	4.74	4.42
Travelling & Conveyance	359.02	305.53
Royalty	16.78	-
Repairs and maintenance		
On Building	21.73	22.63
On Plant and Machinery	179.39	211.51
Repairs & Maintenance- Others	35.01	31.67
Provision for Doubtful Debts and Advances	3.20	23.25
Loss on sale of fixed assets	0.68	0.73
Advertisement	244.43	407.04
Net Loss on foreign currency transactions & translation	-	-
Miscellaneous expenses		
Manufacturing	418.98	218.90
Others*	167.65	161.11
Bad Debts & Advances Written Off	-	0.20
Total	4,099.67	3,744.12

* Other expenses does not include any expenses more than 1% of turnover.

31 Disclosure as per Ind AS 12 'Income taxes'

(a) Income tax expense

i) Income tax recognised in Profit or Loss

(`Rs.in Lakhs)

Particulars	For the year ended	For the year ended
	31 March 2024	31 March 2023
Deferred tax expense		
Origination and reversal of temporary differences	383.22	533.37
Reduction in tax rate	-	-
Total	383.22	533.37

ii) Income tax recognised in other comprehensive income

(`Rs.in Lakhs)

Particulars	For the year ended			For the year ended		
	31 March 2024			31 March 2023		
	Before tax	Tax expense/ (benefit)	Net of tax	Before tax	Tax expense/ (benefit)	Net of tax
Net actuarial gains/(losses) on defined benefit plans*	0.75	(0.19)	0.55	2.53	(0.66)	1.87
Total	0.75	(0.19)	0.55	2.53	(0.66)	1.87

* Items that will not be reclassified to Profit or Loss

32 Disclosure as per Ind AS 19 'Employee benefits'

(a) **Defined contribution plans:**

The Company pays fixed contribution to below funds at predetermined rates to appropriate authorities:

i. Provident fund

An amount of Rs.97.82 Lakhs for the year ending on 31 March 2024 (Rs. 76.25 Lakhs for the year ending on 31st March 2023) is recognised as expense on this account and charged to the Statement of Profit and Loss.

ii. Employee state insurance/ labour fund

An amount of Rs.4.05 Lakhs for the year ending on 31 March 2024 (Rs.3.24 Lakhs for the year ending on 31st March 2023) is recognised as expense on this account and charged to the Statement of Profit and Loss.

(b) **Defined benefit plans:**

i. Gratuity

a) The Company has a defined benefit gratuity plan. Every employee who has rendered continuous service of five years or more is entitled to gratuity at 15 days salary (15/26 X last drawn basic salary plus dearness allowance) for each completed year of service. The Company has carried out actuarial valuation of gratuity benefit.

ii. Based on the actuarial valuation obtained in this respect, the following table sets out the status of the gratuity plan and the amounts recognised in the Company's financial statements as at balance sheet date:

	('Rs.in Lakhs)	
	31 March 2024	31 March 2023
Net defined benefit (asset)/liability :		
Gratuity	100.54	84.59
	100.54	84.59
Non-current	95.31	80.08
Current	5.23	4.51

iii. Movement in net defined benefit (asset)/liability

Particulars	('Rs.in. Lakhs)	
	Defined benefit	
	31 March 2024	31 March 2023
Opening balance	84.59	70.31
Included in profit or loss:		
Current service cost	20.99	16.44
Past service cost		
Interest cost (income)	6.34	5.10
Total amount recognised in profit or loss	27.33	21.53
Included in OCI:		
Remeasurement loss (gain):	(0.75)	(2.53)
Actuarial loss (gain) arising from:		
Demographic assumptions	-	-
Financial assumptions	-	-
Experience adjustment	-	-
Return on plan assets excluding interest income	-	-
Total amount recognised in other comprehensive income	(0.75)	(2.53)
iv. Other		
Contributions paid by the employer		-
Benefits paid	10.64	4.72
Closing balance	100.54	84.59

v. Defined benefit obligations

a. Actuarial assumptions

The following were the principal actuarial assumptions at the reporting date:

Particulars	31 March 2024	31 March 2023
Discount rate	7.25% Per Annum	7.50% Per Annum
Withdrawal Rate	5% Per Annum	5% Per Annum
Salary escalation rate	5% Per Annum	5% Per Annum

The estimates of future salary increases considered in actuarial valuation, take account of inflation, seniority, promotion and other relevant factors, such as supply and demand in the employment market. Further, the expected return on plan assets is determined considering several applicable factors mainly the composition of plan assets held, assessed risk of asset management and historical returns from plan assets.

b. Sensitivity analysis

Reasonably possible changes at the reporting date to one of the relevant actuarial assumptions, holding other assumptions constant, would have affected the defined benefit obligation by the amounts shown below.

	31 March 2024		31 March 2023	
	Increase	Decrease	Increase	Decrease
Discount rate (1.00% movement)	91.54	111.00	76.91	93.53
Withdrawal Rate (1.00% movement)	101.56	99.29	85.80	83.16
Salary escalation rate (1.00% movement)	111.13	91.27	93.67	76.67

Although the analysis does not take account of the full distribution of cash flows expected under the plan, it does provide an approximation of the sensitivity of the assumptions shown.

The sensitivity analysis above have been determined based on a method that extrapolates the impact on defined benefit obligation as a result of reasonable changes in key assumptions occurring at the end of the reporting period. This analysis may not be representative of the actual change in the defined benefit obligations as it is unlikely that the change in assumptions would occur in isolation of one another as some of the assumptions may be correlated.

vi. Risk exposure

Through its defined benefit plans, the Company is exposed to a number of risks, the most significant of which are detailed below:

a) Changes in discount rate

A decrease in discount rate will increase plan liabilities, although this will be partially offset by an increase in the value of the plans' bond holdings.

b) Life expectancy

The pension plan obligations are to provide benefits for the life of the member, so increases in life expectancy will result in an increase in the plans' liabilities. This is particularly significant where inflationary increases result in higher sensitivity to changes in life expectancy.

vii. Estimate of expected benefit payment in future years

	('Rs.in Lakhs)						
	2023-24	2024-25	2025-26	2026-27	2027-28	2028-29	Total
31 March 2024							
Gratuity	-	5.23	2.08	2.22	2.32	2.40	14.25
Total		5.23	2.08	2.22	2.32	2.40	14.25
31 March 2023							
Gratuity	4.51	1.75	1.80	1.86	1.92	-	11.83
Total	4.51	1.75	1.80	1.86	1.92	-	11.83

e) Other Long Term Benefit Plan

i. The company has other long term benefit plan i.e. leave encashment and same has been worked out by an independent actuary.

ii. Based on the actuarial valuation obtained in this respect, the following table sets out the status of the leave encashment plan and the amounts recognised in the Company's financial statements as at balance sheet date:

	('Rs.in Lakhs)	
	31 March 2024	31 March 2023
Net defined benefit (asset)/liability:		
Leave Encashment	38.82	31.41
Non-current	36.25	29.27
Current	2.58	2.13

iii. Movement in net defined benefit (asset)/liability

Particulars	('Rs.in Lakhs)	
	Defined benefit	
	31 March 2024	31 March 2023
Opening balance	31.40	27.79
Included in profit or loss:		
Current service cost	14.73	10.77
Past service cost		
Interest cost (income)	2.36	2.01
Remeasurement loss (gain):	9.21	4.27
Total amount recognised in profit or loss	26.30	17.06

iv. Other

Contributions paid by the employer

Benefits paid

Closing balance

-	-
18.88	13.44
38.82	31.40

v. Defined benefit obligations

a. Actuarial assumptions

The following were the principal actuarial assumptions at the reporting date:

Particulars	31 March	31 March
	2024	2023
Discount rate	7.25% Per Annum	7.50% Per Annum
Withdrawal Rate	5% Per Annum	5% Per Annum
Salary escalation rate	5% Per Annum	5% Per Annum

The estimates of future salary increases considered in actuarial valuation, take account of inflation, seniority, promotion and other relevant factors, such as supply and demand in the employment market. Further, the expected return on plan assets is determined considering several applicable factors mainly the composition of plan assets held, assessed risk of asset management and historical returns from plan assets.

b. Sensitivity analysis

Reasonably possible changes at the reporting date to one of the relevant actuarial assumptions, holding other assumptions constant, would have affected the defined benefit obligation by the amounts shown below.

	31 March 2024		31 March 2023	
	Increase	Decrease	Increase	Decrease
Discount rate (1.00% movement)	35.21	43.06	28.45	34.86
Withdrawal Rate (1.00% movement)	39.58	37.98	32.10	30.62
Salary escalation rate (1.00% movement)	43.11	35.10	34.92	28.36

Although the analysis does not take account of the full distribution of cash flows expected under the plan, it does provide an approximation of the sensitivity of the assumptions shown.

The sensitivity analysis above have been determined based on a method that extrapolates the impact on defined benefit obligation as a result of reasonable changes in key assumptions occurring at the end of the reporting period. This analysis may not be representative of the actual change in the defined benefit obligations as it is unlikely that the change in assumptions would occur in isolation of one another as some of the assumptions may be correlated.

vi. Risk exposure

Through its defined benefit plans, the Company is exposed to a number of risks, the most significant of which are detailed below:

a) Interest Risk

The plan exposes the Company to the risk of fall in interest rates. A fall in interest rates will result in an increase in the ultimate cost of providing the above benefit and will thus result in an increase in the value of the liability

b) Life expectancy

The pension plan obligations are to provide benefits for the life of the member, so increases in life expectancy will result in an increase in the plans' liabilities. This is particularly significant where inflationary increases result in higher sensitivity to changes in life expectancy.

c) Salary risk

The present value of the defined benefit plan is calculated with the assumption of salary increase rate of plan participants in future. Deviation in the rate of increase of salary in future for plan participants from the rate of increase in salary used to determine the present value of obligation will have a bearing on the plan's liability.

33 Disclosure as per Ind AS 24 'Related Party Disclosures'

(a) List of Related parties:

i) Enterprises having control over reporting enterprise:

1. Asahi India Glass Limited (Holding Company)

ii) Enterprises owned or significantly influenced by KMPs or their relative:

1. GX Glass Sales & Services Limited
2. Shield Autoglass Ltd.
3. AIS Adhesive Limited
4. AIS Distribution Services Limited
5. Scopfy Components Private Limited

iii) Key Managerial Personnel (KMP):

Mr. Sanjay Labroo	Director
Mr. Rupinder Shelly	Director
Mr. Gopal Ganatra	Director
Mr. Vikram Khanna	Director
Ms. Himani Aneja	Director
Ms. Roni Soni	Director

(b) Transactions with the related parties are as follows:

Particulars	Enterprises having control over reporting enterprises		Enterprises owned or significantly influenced by Key Management Personnel	
	31st March 2024	31st March 2023	31st March 2024	31st March 2023
I. Expenses				
- Purchase of Raw Materials, Store & spares, Power & Fuel and Others				
- Asahi India Glass Limited	2,973.62	3,528.83	-	-
- Purchase of Glass & Others				
- GX Glass Sales & Services Limited			16.92	9.45
- AIS Adhesive Limited			14.93	-
- Shield Auto Glass Limited			0.25	-
- Services Received				
- Shield Auto Glass Limited			30.68	20.85
- Rent Paid				
- Asahi India Glass Limited	0.13	-		
- Interest Paid				
- AIS Adhesive Limited			26.18	55.68
- AIS Distribution Services Limited			-	28.28
- Asahi India Glass Limited	288.61	189.63	-	-
2. Income				
- Sale of Goods etc.				
- Asahi India Glass Limited	111.62	220.29	-	-
- GX Glass Sales & Services Limited	-	-	906.14	779.81
- AIS Adhesive Limited	-	-	56.89	-
3. Loans/Advances Received				
- AIS Adhesives Limited	-	-	350	-
- Asahi India Glass Limited	2,400.00	-	-	-

(c) Outstanding balances with related parties are as follows:

Particulars	Enterprises having control over reporting enterprises		Enterprises owned or significantly influenced by Key Management Personnel	
	31st March 2024	31st March 2023	31st March 2024	31st March 2023
Amount recoverable other than loans and advances				
- GX Glass Sales & Services Limited			622.73	846.28
Amount payable other than loans and advances				
- Asahi India Glass Limited	(21,312.25)	(17,974.70)	-	-
- Shield Auto Glass Limited	-	-	(3.50)	(4.85)
Amount payable towards loans and advances				
- Asahi India Glass Limited	(4,450.00)	(2,050.00)	-	-
- AIS Distribution Services Limited	-	-	-	-
- AIS Adhesives Limited	-	-	(350.00)	(500.00)

(d) Terms and conditions of transactions with the related parties

- (i) Transactions with the related parties are made on normal commercial terms and conditions and at market rates.
(ii) Outstanding balances other than unsecured loans at the end of the year are unsecured, interest free and the settlement occurs in cash
(iii) Related party relationship is as identified by the Company and accepted by the Auditors as correct.

34 Disclosure as per Ind AS 33 'Earnings per Share'	('Rs.)	
	31 March 2024	31 March 2023
Profit (Loss) for the year attributable to equity shareholders	(1,673.25)	(1,798.17)
Weighted average no of equity shares for the purpose of basic and diluted EPS	39,76,000	39,76,000
Basic and diluted earnings per share (Nominal Value Per Share Rs.10/-)	(42.08)	(45.23)

35 Disclosure as per Ind AS 37 'Provisions, Contingent Liabilities and Contingent Assets'

Contingent liabilities and commitments		('Rs.in Lakhs)	
Particulars	31 March 2024	31 March 2023	
Contingent liabilities			
(a) Claims against the Company not acknowledged as Debts*			
i) Disputed Sales Tax Demand	3.13	21.27	
(b) Guarantees			
i) Bank Guarantees	206.85	143.88	
(c) Other money for which the Company is Contingently Liable			
i) Bills discounted	19.48	-	
ii) Others	26.36	1.72	

* The Company has been advised by its legal that the demands are likely to be deleted and accordingly no provision is considered necessary.

Commitments		('Rs.in Lakhs)	
Particulars	31 March 2024	31 March 2023	
Estimated amount of contracts remaining to be executed on capital account and not provided for	87.04	175.39	

36 Disclosure as per Ind AS 108 'Operating segments'

(a) General Information

The Company has two reportable segments, as described below, which are the Company's strategic business units. For each of the strategic business units, the Chief operating decision maker (CODM) reviews internal management reports on at least a quarterly basis.

The following summary describes the operations in each of the Company's reportable segments:

Architectural Glass
uPVC Windows

Information regarding the results of each reportable segment is included below. Performance is measured based on segment profit before income tax, as included in the internal management reports that are reviewed by the Company's Board. Segment profit is used to measure performance as management believes that such information is the most relevant in evaluating the results of certain segments relative to other entities that operate within these industries.

The accounting principles and policies adopted in the preparation of the financials statements are also consistently applied to record income expenditure and assets/liabilities in individual segments. The inter segment revenue have been accounted for based on the transaction price agreed to between segments which is primarily market based.

(b) Information about reportable segments and reconciliations to amounts reflected in the financial statements:

(Rs.in Lakhs)

Particulars	Architectural Glass		uPVC Windows		Unallocable		Total	
	31 March	31 March	31 March	31 March	31 March	31 March	31 March	31 March
	2024	2023	2024	2023	2024	2023	2024	2023
Segment revenue								
Sale of products								
- External	6,047.01	5,550.12	6,878.14	5,809.43			12,925.16	11,359.55
- Inter-segment			(909.39)	(984.52)			(909.39)	(984.52)
Total	6,047.01	5,550.12	5,968.75	4,824.91			12,015.77	10,375.03
Segment result	36.68	203.08	(856.15)	(662.82)	(607.79)	(510.18)	(1,427.26)	(969.92)
Unallocated Interest Expenses					(640.56)	(468.80)	(640.56)	(468.80)
Unallocated Other Income					11.36	16.37	11.36	16.37
Profit before tax	36.68	203.08	(856.15)	(662.82)	(1,236.99)	(962.60)	(2,056.46)	(1,422.34)
Deferred Tax (net)					383.22	533.37	383.22	533.37
Profit after tax	36.68	203.08	(856.15)	(662.82)	(853.77)	(429.22)	(1,673.25)	(888.96)
Capital Expenditure	5,730.85	798.26	544.15	183.19	0.84	11.28	6,275.84	992.74
Depreciation & Amortization	398.43	213.13	311.31	190.68	6.32	3.92	716.06	407.73

Other Information

(Rs.in Lakhs)

Particulars	Architectural Glass		uPVC Windows		Unallocable		Total	
	31st March	31st March	31st March	31st March	31st March	31st March	31st March	31st March
	2024	2023	2024	2023	2024	2023	2024	2023
Segment assets	12,791.49	7,014.67	4,675.33	4,372.32	602.09	298.79	18,068.91	11,685.77
Deferred Tax Assets					4,125.63	3,742.61	4,125.63	3,742.61
Total Assets	12,791.49	7,014.67	4,675.33	4,372.32	4,727.73	4,041.40	22,194.55	15,428.39
Segment liabilities	23,443.40	18,287.42	2,704.67	2,206.00	410.81	369.54	26,558.88	20,862.96
Share Capital and Reserve					(11,472.78)	(9,800.08)	(11,472.78)	(9,800.08)
Secured and Unsecured Loan	2214.30	1515.60	83.26	770.57	4810.89	2079.33	7108.45	4365.50
Total Liabilities	25,657.70	19,803.01	2,787.93	2,976.57	(6,251.08)	(7,351.21)	22,194.55	15,428.38

Segment assets include all operating assets used by the segment and consist primarily of fixed assets, inventories, sundry debtors, loans & advances and operating cash and bank balances. Segment liabilities include all operating liabilities and consist primarily of creditors and accrued liabilities. Other assets & liabilities that can not be allocable to a segment on reasonable basis have been disclosed as "Unallocable".

Joint expenses are allocated to business segments on a reasonable basis.

(c) Information about major customers

Revenue derived from a single external customer amounting to more than 10% of the entity's revenue attributable to Architectural glass segment Rs. Nil.(Previous Year Rs. Nil Lakh)

37 Financial Risk Management

The Company's principal financial liabilities comprise loans and borrowings in foreign as well as domestic currency, The Company is exposed to the following risks :-

- Credit risk
- Liquidity risk
- Market risk

(a) Credit risk

Credit risk is the risk of financial loss to the Company if a customer or counterparty to a financial instrument fails to meet its contractual obligations resulting in a financial loss to the Company. Credit risk arises principally from trade receivables, loans & advances, cash & cash equivalents and deposits with banks and financial institutions.

(i) Ageing analysis of trade receivables

The ageing analysis of the trade receivables is as below:

Ageing	(Rs in Lakhs)	
	31-Mar-24	31-Mar-23
Payment not due	261.21	138.21
Less than 6 Months	971.80	1,088.56
More than 6 Months	692.03	720.13
	1,925.03	1,946.90

(ii) Reconciliation of impairment loss provisions

The movement in the allowance for impairment in respect of financial assets during the year was as follows:

Particulars	(Rs in Lakhs)			
	Trade receivables	Security Deposits	Advances	Total
Balance as at 1 April 2023	23.25	-	62.77	86.01
Impairment loss recognised	-	-	-	-
Amounts written off	-	-	-	-
Balance as at 31 March 2024	23.25	-	62.77	86.01

Based on review of data of financial assets and other current assets the Company believes that, apart from the above, no impairment allowance is necessary.

(b) Liquidity risk

Liquidity risk is the risk that the Company will encounter difficulty in meeting the obligations associated with its financial liabilities that are settled by delivering cash or another financial asset. The Company's approach to managing liquidity is to ensure, as far as possible, that it will always have sufficient liquidity to meet its liabilities when due, under both normal and stressed conditions, without incurring unacceptable losses or risking damage to the Company's reputation.

Based on the active financial support extended by the holding Company, Asahi India Glass Ltd the Company has appropriate liquidity risk management framework for the management of short, medium and long term funding and liquidity management requirements. Further the Company manages day to day liquidity risk by monitoring cash flows and banking facilities. This is done by continuously monitoring forecast and actual cash flows.



38 Information in respect of micro and small enterprises as at 31 March 2024 as required by Micro, Small and Medium Enterprises Development Act, 2006

(`Rs in. Lakhs)

Particulars	31 March 2024	31 March 2023
a) Amount remaining unpaid to any supplier:		
Principal amount	132.81	93.11
Interest due thereon	-	-
b) Amount of interest paid in terms of Section 16 of the MSMED Act along-with the amount paid to the suppliers beyond the appointed day.		
c) Amount of interest due and payable for the period of delay in making payment (which have been paid but beyond the appointed day during the year) but without adding the interest specified under the MSMED Act.		
d) Amount of interest accrued and remaining unpaid		
e) Amount of further interest remaining due and payable even in the succeeding years, until such date when the interest dues as above are actually paid to the small enterprises, for the purpose of disallowances as a deductible expenditure under Section 23 of MSMED Act		

- 39 The Company has evaluated the possible effects which would result from pandemic relating to COVID-19 on the carrying amounts of receivables, inventories, property plant & equipment and intangible assets. The assessment of assumptions relating to the possible future un-certainties in the global economic conditions, the Company has at the date of approval of these financial statements, used internal and external sources of information, including economic forecasts and estimates from market sources, on the expected future performance of the Company.

Basis the evaluation of current indicators of future economic conditions, the Company expects to recover the carrying amounts of these assets and does not anticipate any impairment of these financial and non-financial assets. However, the impact assessment of COVID-19 is a continuing process, given the uncertainties associated with its nature and duration. The Company will continue to monitor any material changes to future economic conditions.

- 40 The quarterly returns/ statements of current assets filed by the Company with Banks/ Financial Institutions in respect of borrowings from Banks/Financial Institutions on the basis of security of current assets does not have material disagreement with the books of accounts.

41 Ratios

The following are analytical ratios for the year ended March 31, 2024 and March 31, 2023 :

S. No.	Ratios	FY 2024	FY 2023	Variation%	Rs. Lakhs	FY 2024	FY 2023
1	Current ratio (in times) (Current assets / Current liabilities)	0.37	0.39	-6%	Current Assets	6174	4791
					Current Liabilities	16686	12134
2	Debt equity ratio*					N.A.	N.A.
3	Debt service coverage ratio**					N.A.	N.A.
4	Return on Equity Ratio**					N.A.	N.A.
5	Inventory turnover (in times)**** (Cost of goods sold / Average inventories)	3.50	3.92	-11%	Cost of Goods Sold	8798	8340
					Inventories	2515	2128
6	Trade Receivables turnover (in times) (Revenue from contract with customers / Average trade receivables)	6.21	5.84	6%	Revenue from Operations	12029	10375
					Trade Receivables	1936	1778
7	Trade Payables turnover (in times) (Net Credit Purchases / Average trade payables)*****	0.72	1.03	-30%	Credit Purchases	6529	6601
					Trade Payables	9073	6438
8	Net Capital Turnover Ratio*					N.A.	N.A.
9	Net profit ratio (%) (Profit / (loss) for the period from continuing and discontinued operations / Revenue from operations)	-13.91%	-17.33%	3%	Net Profit after Taxes	(1,673)	(1,798)
					Revenue from Operations	12,029	10,375
10	Return on Capital Employed*					N.A.	N.A.
11	Return on Investment***					N.A.	N.A.

* Not to be calculated as Net Worth is negative.

** Not to be calculated as Net Loss after Taxes.

*** Not to be calculated as company don't have any investment.

**** Due to efficient inventory management


***** Due to increase in Trade payable of related parties

- 42 The Company has used the borrowings from Banks and Financial Institutions for the specific purposes, for which it was taken at the Balance Sheet date.
- 43 The Company does not have any Immovable Property (other than properties where the company is the lessee and the lease agreements are duly executed in favour of the lessee) whose title deeds are not held in the name of the company.
- 44 The Company has not revalued its Property/Plant/Equipment during the year.
- 45 No Loans or Advances in the nature of loans are granted to promoters, directors, KMPs and the related parties (as defined under the Companies Act 2013), either severally or jointly with any other person, that are repayable on demand or without specifying and terms or period of repayment.

- 46 The Company does not hold any benami property under the Benami Transactions (Prohibition) Act, 1988 (45 of 1988) and the Rules made thereunder.
- 47 The Company has not been declared willful defaulter by any Bank/Financial Institution/other lender.
- 48 The Company does not have any transaction with companies struck off under Section 248 of Companies Act, 2013/ Section 560 of Companies Act 1956.
- 49 There are no charges or satisfaction yet to be registered with the Registrar of Companies beyond the statutory period.
- 50 The Company does not have any layers prescribed under Clause (87) of Section 2 of the Act, read with Companies (Restriction on number of Layers) Rules, 2017.
- 51 No Scheme of Arrangements has been approved by the competent authority in terms of Section 230 to 237 of Companies Act, 2013.
- 52 The Company has not advanced/loaned/invested funds(either borrowed funds or share premium or any other sources or kind of funds) to any other person(s) or entity(ies) including foreign entities (intermediaries) with understanding (whether recorded in writing or otherwise) that the intermediary shall
- i. Directly or indirectly lend or invest in other persons or entities identified in any other matter whatsoever by or on behalf of the company (Ultimate Beneficiaries) or
- ii. Provide any guarantee or security or the like to or on behalf of the Ultimate Beneficiaries.
- 53 The Company has not received any fund from any person(s) or entity(ies), including foreign entities (Funding Party) with the understanding (whether recorded in writing or otherwise) that the Company shall
- i. Directly or indirectly lend or invest in other persons or entities identified in any matter whatsoever by or on behalf of Funding Party (Ultimate Beneficiaries) or
- ii. Provide any guarantee, security or the like on behalf of Ultimate Beneficiaries.
- 54 The Company does not have any transaction not recorded in the books of accounts that has been surrendered or disclosed as income during the year, in the tax assessments under the Income Tax Act, 1961.
- 55 The company has not traded or invested in Crypto currency or Virtual currency during the financial year.
- 56 Amount in the financial statements are presented in Lakhs (upto two decimals) except for per share data and as other-wise stated. Certain amounts, which do not appear due to rounding off, are disclosed separately. Previous years' figures have been regrouped/rearranged wherever considered necessary.

As per our report of even date
For Jand & Associates
Chartered Accountants

Firm Registration No. 008280N


Pawan Jand
Proprietor
Membership No.:
080501




Gopal Ganatra
Director
DIN: 05233949

For and on behalf of the Board


Vikram Khanna
Director
DIN:03634131


Santosh Kumar Gupta
Head-Finance & Accounts

Place : New Delhi
Date : May 11, 2024

NOTES TO THE FINANCIAL STATEMENTS FOR THE YEAR ENDED MARCH 31, 2024

1. CORPORATE INFORMATION

AIS GLASS SOLUTIONS LIMITED (the Company) is a public limited company incorporated in India under the provision of Companies Act, 1956 with its Registered Office at Delhi. The company is engaged in business of manufacture, trade and end to end solution provider for products and services relating to all kind of architectural glass including toughened glass, laminated glass, insulated glass, glass products and uPVC windows.

1.1 STATEMENT OF ACCOUNTING POLICIES

The significant accounting policies applied by the Company in the preparation of its financial statements are listed below. Such accounting policies have been applied consistently to all the periods presented in these financial statements.

(a) Statement of compliance

The financial statements have been prepared in accordance with Indian Accounting Standards (Ind AS) issued by the ministry of corporate affairs under the Companies (Indian Accounting Standards) Rules, 2015 notified under section 133 of The Companies Act 2013

The financial statement has been prepared as a going concern for the reasons as set out under note 1.1 (c)

(b) Basis for preparation

The Financial Statements have been prepared under the historical cost convention on accrual basis with the exception of certain assets and liabilities carried at fair values by Ind AS. Historical cost is generally based on fair value of consideration given in exchange of goods and services.

The company, based on the nature of its products and services and normal time between acquisition of assets and their realization in cash or cash equivalent, has determined its operating cycle as 12 months for the purpose of classification of its assets and liabilities as current and non-current.

(c) Going concern

The Company is an integral part of the larger architectural business of its holding company. It however on standalone basis has been incurring losses and the accumulated losses have exceeded its net worth. However, the accounts have been prepared on the fundamental assumption of going concern based on the continuous financial support extended by its holding company Asahi India Glass Ltd and after taking into consideration the following key aspects:

- a. Out of the total dues of the company towards its trade payables amounting to INR 22697.28 Lakhs, the company owes approx. 93.89 % to its holding company – Asahi India Glass Ltd, which is providing continuous financial support to the company.
- b. The company has generally been regular in paying its statutory dues.
- c. The company is regular in servicing its debts.
- d. The company enjoys brand equity for "AIS Stronglas" and "AIS VUE"
- e. The Company has and will continue to invest and build Windows and Glass business.
- f. In the FY 2023-24, the company has made investments into new manufacturing facilities that will reap benefits in coming years.



- g. The Company will continue its focus on value added products in the glass business which commands higher prices and profitability.
- h. The continues improvements and investments have resulted in increase in the gross revenue of the company by 15.94% during the FY 2023-24.

(d) Property, plant and equipment-Tangible Assets

Property, Plant and Equipment are stated at cost, net of recoverable taxes, trade discounts and rebates and impairment losses, if any, less accumulated depreciation. Such costs include purchase price, borrowing cost and any cost directly attributable to bringing the assets to its working condition for its intended use.

Subsequent costs are included in the asset's carrying amount or recognized as a separate asset, as appropriate, only when it is probable that future economic benefits associated with the item will flow to the entity and the cost of the item can be measured reliably. All other repairs and maintenance are charged to profit or loss during the reporting period in which they are incurred.

Depreciation method

i. Tangible Assets

Pursuant to the notification of Schedule II of The Companies Act, 2013 ("the Act"), by the Ministry of Corporate Affairs effective 01-04-2014, depreciation on fixed assets is provided on Straight Line Method (SLM) over estimated economic life and in manner prescribed in Schedule II of the Companies Act 2013.

ii. Intangible Assets

Intangible asset are amortized over a period of five years on a pro-rata basis.

iii. Leasehold Assets

Leasehold assets are depreciated over the period of lease.

- iv. Gains and losses on disposals are determined by comparing proceeds with carrying amount and such gains or losses are recognized as income or expense in the statement of profit and loss.
- v. Cost of items of Property, plant and equipment not ready for intended use as on the balance sheet date is disclosed as capital work in progress. Advances given towards acquisition of Property, Plant and Equipment outstanding at each balance sheet date are disclosed as Capital Advance under Other non current assets.

(e) Intangible Assets and Amortization

Intangible assets are stated at cost, net of recoverable taxes, trade discounts and rebates less accumulated amortization/depletion and impairment loss, if any.

The cost comprises of purchase price, borrowing costs and any cost directly attributable to bringing the asset to its working condition for the intended use.

Gains and losses on disposals are determined by comparing proceeds with carrying amount. These are recognized as income or expense in the statement of profit and loss.

Cost of items of intangible assets not ready for intended use as on the balance sheet date is disclosed as intangible assets under development.



Amortization method and estimated useful lives

Intangible asset are amortized over a period of five years on a pro-rata basis.

(f) Impairment

Assets are tested for impairment whenever events or changes in circumstances indicate that the carrying amount may not be recoverable. An impairment loss is recognized for the amount by which the asset's carrying amount exceeds its recoverable amount. The recoverable amount is the higher of an asset's fair value less costs of disposal and value in use. Non financial assets that suffered impairment are reviewed for possible reversal of the impairment at the end of each reporting period.

(g) Leases

Company as a lessee:-

In accordance with Ind AS-116, for all leases with a term of more than twelve months, the Company recognizes a "right of use" assets at cost representing its right to use the underlying leased asset and a lease liability representing its obligation to make future lease payments. The right of use assets are depreciated using the straight line method from the commencement date over the shorter of lease term or useful life of right to use asset. Interest expense is accounted for on the outstanding lease liability using the incremental borrowing rate.

The lease payments associated with short term leases of twelve months or less are recognized as an expense on straight line basis over the lease term.

Company as a lessor:-

The Company classifies the leases as either a finance lease or an operating lease depending on whether the risks and rewards incidental to ownership of an underlying asset are transferred and recognizes finance income over the lease term.

(h) Financial Instruments, Financial Assets, Financial Liabilities and Equity Instruments

Financial Assets and Financial Liabilities are recognized when the Company becomes a party to the contractual provisions of the relevant instrument. Since the transaction price does not differ significantly from the fair value of the financial asset or financial liability, the transaction price is assumed to be the fair value on initial recognition. Transaction costs that are directly attributable to the acquisition or issue of financial assets and financial liabilities are added to or deducted from the fair value on initial recognition of financial assets or financial liabilities. Purchase and sale of financial assets are recognized using trade date accounting.

i. Financial Assets

Financial assets include Trade Receivables, Advances, Security Deposits, Cash and Cash Equivalents etc. which are classified for measurement at amortized cost.

Management determines the classification of an asset at initial recognition depending on the purpose for which the assets were acquired. The subsequent measurement of financial assets depends on such classification.

Impairment:



The Company assesses at each reporting date whether a financial asset (or a group of financial assets) are tested for impairment based on available evidence or information. Expected credit losses are assessed and loss allowances recognized if the credit quality of the financial asset has deteriorated significantly since initial recognition.

De-recognition:

Financial assets are derecognized when the right to receive cash flow from the assets has expired, or has been transferred and the company has transferred substantially all of the risks and rewards of ownership.

Income recognition:

Interest income is recognized in the Statement of profit and loss using the effective interest method.

ii. Financial Liabilities:

Borrowings, trade payables and other Financial Liabilities are initially recognized at the value of the respective contractual obligations. They are subsequently measured at amortized cost using the effective interest method.

The effective interest method is a method of calculating the amortized cost of a financial liability and of allocating interest expense over the relevant period. The effective interest rate is the rate that exactly discounts estimated future cash payments (including all fees and points paid or received that form an integral part of the effective interest rate, transaction costs and other premiums or discounts) through the expected life of the financial liability.

De-recognition:

Financial liabilities are derecognized when the liability is extinguished, that is, when the contractual obligation is discharged, cancelled and on expiry.

(i) Inventories

Inventories are valued at lower of cost or net realizable value except waste, which is valued at estimated net realizable value. Cost of inventory includes all costs incurred in bring the inventories to their present location and condition. Cost of purchase inventory is determined after deducting rebates and discounts. Estimated net realizable value is estimated selling price less estimated cost as certified by the management. The basis of determining cost for various categories of inventories is as follows:

Raw materials, stores and spares, Loose tools & packing material, HSD	Monthly moving weighted average cost except for material-in-transit which is at purchase cost
Material in Transit	Purchase Cost
Work-in-progress & Finished goods	Material cost plus proper share of production overheads, duties & taxes where applicable
Scrap	Estimated Net Realizable value

(j) Revenue

Revenue is recognized to the extent that it is probable that the economic benefits will flow to the Company and the revenue can be reliably measured regardless of when the payment is being received. Revenue is

measured at the fair value of the consideration received or receivable net of discounts, taking into account contractually defined terms and excluding taxes and duties collected on behalf of the Government.

i. Sale of goods

Revenue from the sale of goods is recognized when the significant risks and rewards of ownership have been transferred to the buyer.

ii. Interest Income

Interest income is accrued on time proportion basis, by reference to the principal outstanding and the effective interest rate applicable.

iii. Service Income

Revenue with regard to services is recognized over the period of rendering of services

(k) Cash and cash Equivalents

For the purpose of presentation in the statement of cash flows, cash and cash equivalents include cash in hand, demand deposits with banks, short term balances (with an original maturity of three months or less from date of acquisition), highly liquid investments that are readily convertible into known amounts of cash and which are subject to insignificant risk of changes in value.

(l) Taxes on income

Income tax expense represents the sum of the current tax and deferred tax.

Current tax charge is based on taxable profit for the year. Taxable profit differs from profit as reported in the Statement of profit and loss because some items of income or expense are taxable or deductible in different years or may never be taxable or deductible. The company's liability for current tax is calculated using Indian tax rates and laws that have been enacted by the reporting date.

Current tax assets and liabilities are offset when there is a legally enforceable right to set off current tax assets against current tax liabilities and when they relate to income taxes levied by the same taxation authority.

The company periodically evaluates positions taken in the tax returns with respect to situations in which applicable tax regulations are subject to interpretation and establishes provisions where appropriate.

Deferred tax is the tax expected to be payable or recoverable in the future arising from temporary differences between the carrying amounts of assets and liabilities in the balance sheet and the corresponding tax bases used in the computation of taxable profit. Deferred tax liabilities are generally recognized for all taxable temporary differences and deferred tax assets are recognized to the extent that it is probable that taxable profits will be available against which deductible temporary differences can be utilized. Deferred tax is calculated at the tax rates that are expected to apply in the period when the liability is settled or the asset realized, based on tax rates that have been enacted or substantively enacted by the reporting date.

Deferred income tax assets and liabilities are off set against each other and the resultant net amount is presented in the balance sheet if and only when the company currently has a legally enforceable right to set off the current income tax assets and liabilities.



Current and deferred tax is recognized in profit or loss, except to the extent that it relates to items recognized in other comprehensive income or directly in equity. In this case the tax is also recognized in other comprehensive income or directly in equity respectively.

The Company has decided to continue recognizing and creating deferred tax asset in the current financial year and this has been supported by Management's evaluation of facts and circumstances primarily based on the following:-

- 1) The Company during the FY 23-24 has had revenue growth of 15.94% over FY 22-23.
- 2) The Company has continued its focus on developing its Windows division by introducing new range of products at competitive pricing. This strategy has resulted in continuous growth in gross turnover over the immediately preceding previous year FY 22-23.
- 3) The Company has planned to invest in a new value added glass product post conducting detailed market research. It is confident that product will be well received in the market. New product line will be launched in next 12 months. It will improve both Top and Bottom line.
- 4) The Company continues to strengthen its presence in architectural glass segment which is its core business and is showing operational improvement due to its emphasis on lowering fixed costs, increasing realization by extending its market reach, value added offerings & focus on quality.
- 5) The Management has initiated process of merging the company with the profitable entities of AIS Group. It is expected that in FY2024-25 merger process shall be completed. Post-merger the company will attain much needed scale to enhance the operation and become profitable.

(m) Employee Benefits

(i) Short term employee Benefits

Short term employee benefits are expensed as the related service is provided at an undiscounted amount expected to be paid. A liability is recognized for the amount expected to be paid if the company has a present legal or constructive obligation to pay this amount as a result of past service provided by the employee and the obligation can be estimated reliably.

(ii) Post-Employment Benefits

Defined Contribution Plans

The company's defined contribution plans includes Employees Provident Fund (under the provisions of the Employees' Provident Funds and Miscellaneous Provisions Act, 1952) and Employee State Insurance Corporation (under the provisions of the Employees' State Insurance Act, 1948). The company has no further obligation beyond making the contributions. The company's contributions to these plans are charged to the Statement of Profit and loss as incurred over the operating cycle.

Defined Benefits Plans

The company has defined benefit plan as Gratuity. The Liability or Assets are recognized in the Balance Sheet in respect of Gratuity plans is present value of the Defined Benefit obligations at the end of the reporting period less fair value of plan Assets. The defined benefit obligation is calculated annually by independent actuary actuaries using projected unit credit methods. The present value of define benefit



obligation is determined by discounting the estimated future cash outflows by reference to market yields at the end of the reporting period that have terms approximating to the terms of the related obligation. Re-measurements as a result of experience adjustments and changes in actuarial assumptions are recognized in profit or loss.

(iii) Other Long Term Benefit Plans

The liabilities for earned leave those are not expected to be settled wholly within 12 months after the end of the period in which the employees render the related service. They are therefore measured as the present value of expected future payments to be made in respect of services provided by employees up to the end of the reporting period using the Projected Unit Credit Method. The benefits are discounted using the market yields at the end of the reporting period that have terms approximating to the terms of the related obligation. Re-measurements as a result of experience adjustments and changes in actuarial assumptions are recognized in profit or loss.

(n) Earnings Per Share

Basic earnings per share is calculated by dividing the profit for the period attributable to the owners of company by the weighted average number of equity shares outstanding during the period. The weighted average number of equity shares outstanding during the period and for all periods presented is adjusted for events, such as bonus shares, other than the conversion of potential equity shares that have changed the number of equity shares outstanding without a corresponding change in resources. For the purposes of calculating diluted earnings per share the profit for the period attributable to the owners of the company and the weighted average number of shares outstanding during the period is adjusted for the effects of all dilutive potential equity shares.

(o) Exceptional items

When items of income or expense are of such nature, size and incidence that their disclosure is necessary to explain the performance of the company for the year, the company makes a disclosure of the nature and amount of such items separately under the head "exceptional items."

(p) Segment reporting

The Company has two reportable segments, as described below, which are the Company's strategic business units. For each of the strategic business units, the Chief operating decision maker (CODM) reviews internal management reports on at least a quarterly basis.

The following segments are Company's reportable segments:

- a) Architectural Glass
- b) uPVC Windows

(q) Provisions and contingent liabilities

A provision is recognized if as a result of a past event, the company has a present obligation (legal or constructive) that can be estimated reliably and it is probable that an outflow of economic benefits will be required to settle the obligation. Provisions are recognized at the best estimate of the expenditure required to settle the present obligation at the balance sheet date. If the effect of time value of money is material, provisions are discounted using a current pre tax rate that reflects, when appropriate the risks specific to the liability. The increase in the provision due to passage of time is recognized as an interest expense.



A contingent liability exists when there is a possible but not probable obligation, or a present obligation that may, but probably will not, require an outflow of resources, or a present obligation whose amount cannot be estimated reliably. Contingent liabilities do not warrant provisions but are disclosed unless the possibility of outflow of resources is remote. Contingent assets are neither recognized nor disclosed in the Standalone Financial Statements. However, when the realization of income is virtually certain then the related asset is not a contingent asset and its recognition is appropriate.

(r) Finance cost

Borrowing costs that are directly attributable to the acquisition or construction of qualifying assets are capitalized as part of the cost of such assets. A qualifying asset is one that necessarily takes substantial period of time to get ready for its intended use. All other borrowing costs are charged to the Statement of Profit and Loss for the period for which they are incurred.

(s) Use of Estimates and Critical accounting Judgments

The preparation of Financial Statements is in conformity with generally accepted accounting principles which requires management to make estimates and assumptions.

The estimates and the associated assumptions are based on historical experience, opinions of experts and other factors that are considered to be relevant. Actual results may differ from these estimates.

Significant judgments and estimated are made in areas relating to useful lives of Property, Plant and Equipment, impairment of Property, Plant and Equipment, Investments, Actuarial assumptions relating to recognition and measurement of employee defined benefit obligations and recognition of provisions and exposure of contingent liabilities relating to pending litigations or other outstanding claims etc.

As per our report of even date
For Jand & Associates
Chartered Accountants
Firm Registration No. 008280N


Pawan Jand
Proprietor
Membership No. 080501




Place: New Delhi
Date: 11/05/2024


Gopal Ganatra
Director
DIN:05233949

Place: New Delhi
Date: 11/05/2024


Vikram Khanna
Director
DIN: 03634131

Place: New Delhi
Date: 11/05/2024

Santosh Kumar Gupta
Head-Finance & Accounts

Place: New Delhi
Date: 11/05/2024